




LGALS3 Antibody

Product Code	CSB-PA012887YA01HU
Storage	Upon receipt, store at -20°C or -80°C. Avoid repeated freeze.
Uniprot No.	P17931
Immunogen	Recombinant Human Galectin-3 protein (2-250AA)
Raised In	Rabbit
Species Reactivity	Human
Tested Applications	ELISA, WB, IHC; Recommended dilution: WB:1:1000-1:5000, IHC:1:20-1:200
Form	Liquid
Conjugate	Non-conjugated
Storage Buffer	Preservative: 0.03% Proclin 300 Constituents: 50% Glycerol, 0.01M PBS, PH 7.4
Purification Method	>95%, Protein G purified
Isotype	IgG
Clonality	Polyclonal
Alias	Galectin-3 (Gal-3) (35 kDa lectin) (Carbohydrate-binding protein 35) (CBP 35) (Galactose-specific lectin 3) (Galactoside-binding protein) (GALBP) (IgE-binding protein) (L-31) (Laminin-binding protein) (Lectin L-29) (Mac-2 antigen), LGALS3, MAC2
Immunogen Species	Homo sapiens (Human)
Research Area	Neuroscience
Target Names	LGALS3

Image



Western blot

All lanes: LGALS3 antibody at 2µg/ml

Lane 1: HeLa whole cell lysate

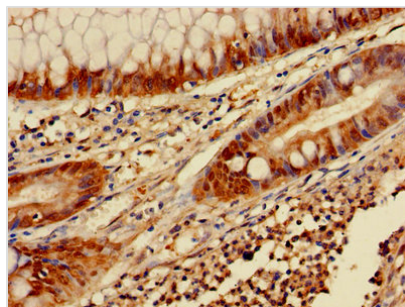
Lane 2: MCF-7 whole cell lysate

Secondary

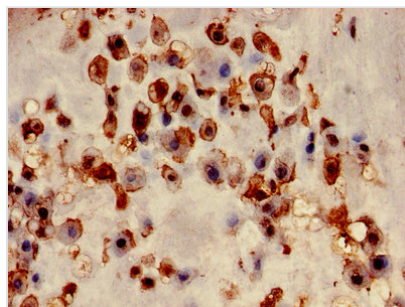
Goat polyclonal to rabbit IgG at 1/10000 dilution

Predicted band size: 27 kDa

Observed band size: 27 kDa



Immunohistochemistry of paraffin-embedded human colon cancer using CSB-PA012887YA01HU at dilution of 1:100



Immunohistochemistry of paraffin-embedded human placenta tissue using CSB-PA012887YA01HU at dilution of 1:100

Usage

For Research Use Only. Not for use in diagnostic or therapeutic procedures.