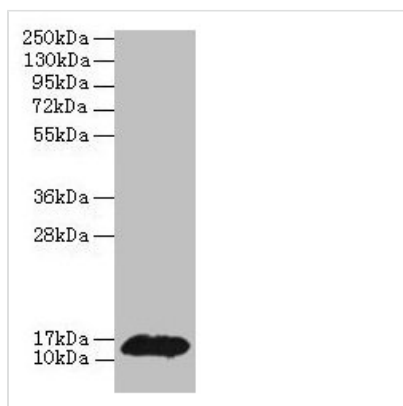




PHPT1 Antibody

Product Code	CSB-PA017942DA01HU
Storage	Upon receipt, store at -20°C or -80°C. Avoid repeated freeze.
Uniprot No.	Q9NRX4
Immunogen	Recombinant Human 14 kDa phosphohistidine phosphatase protein (1-125AA)
Raised In	Rabbit
Species Reactivity	Human
Tested Applications	ELISA, WB, IHC, IF; Recommended dilution: WB:1:500-1:5000, IHC:1:20-1:200, IF:1:50-1:200
Form	Liquid
Conjugate	Non-conjugated
Storage Buffer	Preservative: 0.03% Proclin 300 Constituents: 50% Glycerol, 0.01M PBS, PH 7.4
Purification Method	>95%, Protein G purified
Isotype	IgG
Clonality	Polyclonal
Alias	14 kDa phosphohistidine phosphatase (EC 3.9.1.3) (Phosphohistidine phosphatase 1) (PHPT1) (Protein histidine phosphatase) (PHP) (Protein janus-A homolog), PHPT1, PHP14
Immunogen Species	Homo sapiens (Human)
Research Area	Others
Target Names	PHPT1

Image



Western blot

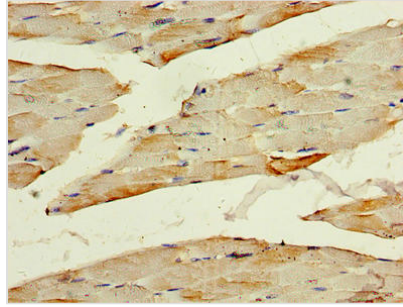
All lanes: PHPT1 antibody at 2µg/ml + MCF-7 whole cell lysate

Secondary

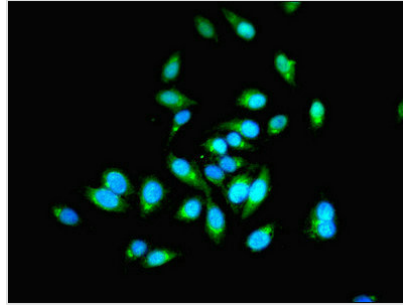
Goat polyclonal to rabbit IgG at 1/10000 dilution

Predicted band size: 14 kDa

Observed band size: 14 kDa



Immunohistochemistry of paraffin-embedded human skeletal muscle tissue using CSB-PA017942DA01HU at dilution of 1:100



Immunofluorescent analysis of HeLa cells using CSB-PA017942DA01HU at dilution of 1:100 and Alexa Fluor 488-conjugated AffiniPure Goat Anti-Rabbit IgG(H+L)

Usage

For Research Use Only. Not for use in diagnostic or therapeutic procedures.