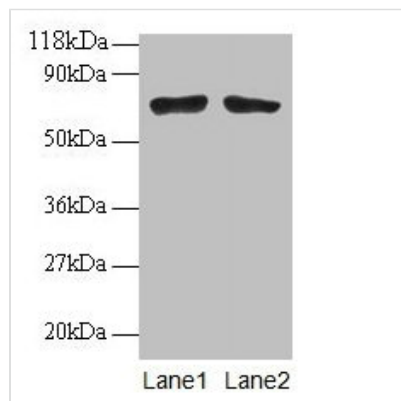




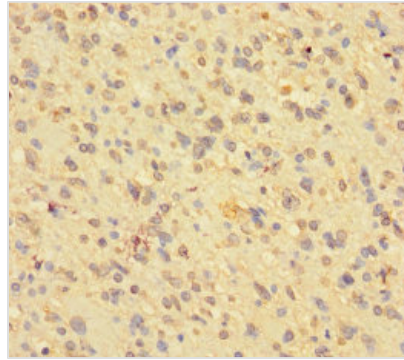
BMI1 Antibody

Product Code	CSB-PA03345A0Rb
Storage	Upon receipt, store at -20°C or -80°C. Avoid repeated freeze.
Uniprot No.	P35226
Immunogen	Recombinant Human Polycomb complex protein BMI-1 protein (1-247AA)
Raised In	Rabbit
Species Reactivity	Human
Tested Applications	ELISA, WB, IHC; Recommended dilution: WB:1:1000-1:5000, IHC:1:20-1:200
Form	Liquid
Conjugate	Non-conjugated
Storage Buffer	Preservative: 0.03% Proclin 300 Constituents: 50% Glycerol, 0.01M PBS, PH 7.4
Purification Method	>95%, Protein G purified
Isotype	IgG
Clonality	Polyclonal
Alias	Polycomb complex protein BMI-1 (Polycomb group RING finger protein 4) (RING finger protein 51), BMI1, PCGF4 RNF51
Immunogen Species	Homo sapiens (Human)
Research Area	Cell Biology
Target Names	BMI1

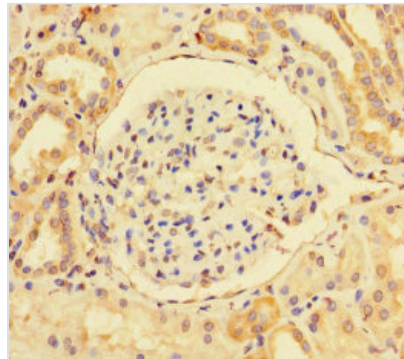
Image



Western blot
 All lanes: BMI1 antibody 2µg/ml
 Lane 1: EC109 whole cell lysate
 Lane 2: 293T whole cell lysate
 Secondary
 Goat polyclonal to rabbit IgG at 1/15000 dilution
 Predicted band size: 37 kDa
 Observed band size: 70 kDa



Immunohistochemistry of paraffin-embedded human glioma using CSB-PA03345A0Rb at dilution of 1:100



Immunohistochemistry of paraffin-embedded human kidney tissue using CSB-PA03345A0Rb at dilution of 1:100

Usage

For Research Use Only. Not for use in diagnostic or therapeutic procedures.