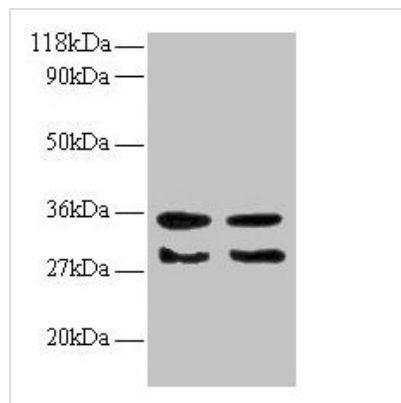




TGFA Antibody

Product Code	CSB-PA07294A0Rb
Storage	Upon receipt, store at -20°C or -80°C. Avoid repeated freeze.
Uniprot No.	P01135
Immunogen	Recombinant Human Protransforming growth factor alpha protein (40-89AA)
Raised In	Rabbit
Species Reactivity	Human
Tested Applications	ELISA, WB, IHC, IF; Recommended dilution: WB:1:1000-1:5000, IHC:1:20-1:200, IF:1:50-1:200
Form	Liquid
Conjugate	Non-conjugated
Storage Buffer	Preservative: 0.03% Proclin 300 Constituents: 50% Glycerol, 0.01M PBS, PH 7.4
Purification Method	>95%, Protein G purified
Isotype	IgG
Clonality	Polyclonal
Alias	Protransforming growth factor alpha [Cleaved into: Transforming growth factor alpha (TGF-alpha) (EGF-like TGF) (ETGF) (TGF type 1)], TGFA
Immunogen Species	Homo sapiens (Human)
Research Area	Cardiovascular
Target Names	TGFA

Image



Western blot

All lanes: TGFA antibody at 2µg/ml

Lane 1: EC109 whole cell lysate

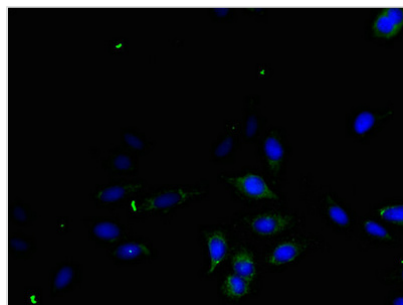
Lane 2: 293T whole cell lysate

Secondary

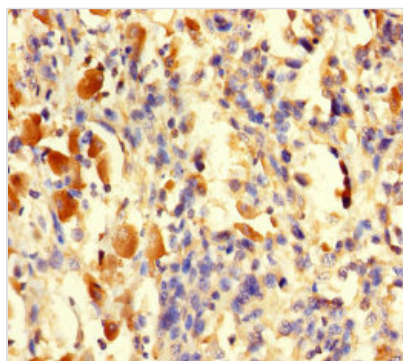
Goat polyclonal to rabbit IgG at 1/15000 dilution

Predicted band size: 18, 17 kDa

Observed band size: 30, 35 kDa



Immunofluorescent analysis of HeLa cells using CSB-PA07294A0Rb at dilution of 1:100 and Alexa Fluor 488-conjugated AffiniPure Goat Anti-Rabbit IgG(H+L)



Immunohistochemistry of paraffin-embedded human melanoma using CSB-PA07294A0Rb at dilution of 1:100

Usage

For Research Use Only. Not for use in diagnostic or therapeutic procedures.