




MB Antibody

Product Code	CSB-PA07917A0Rb
Storage	Upon receipt, store at -20°C or -80°C. Avoid repeated freeze.
Uniprot No.	P02144
Immunogen	Recombinant Human Myoglobin protein (2-154AA)
Raised In	Rabbit
Species Reactivity	Human, Mouse, Rat
Tested Applications	ELISA, WB, IHC; Recommended dilution: WB:1:1000-1:5000, IHC:1:20-1:200
Form	Liquid
Conjugate	Non-conjugated
Storage Buffer	Preservative: 0.03% Proclin 300 Constituents: 50% Glycerol, 0.01M PBS, PH 7.4
Purification Method	>95%, Protein G purified
Isotype	IgG
Clonality	Polyclonal
Alias	Myoglobin, MB
Immunogen Species	Homo sapiens (Human)
Research Area	Cardiovascular
Target Names	MB

Image



Western blot

All lanes: MB antibody at 2µg/ml

Lane 1: Rat skeletal muscle tissue

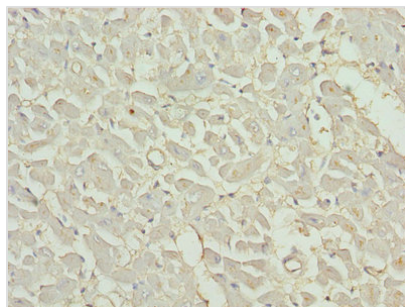
Lane 2: Mouse heart tissue

Secondary

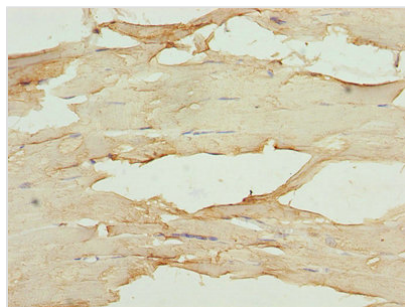
Goat polyclonal to rabbit IgG at 1/10000 dilution

Predicted band size: 18 kDa

Observed band size: 18 kDa



Immunohistochemistry of paraffin-embedded human heart tissue using CSB-PA07917A0Rb at dilution of 1:100



Immunohistochemistry of paraffin-embedded human skeletal muscle tissue using CSB-PA07917A0Rb at dilution of 1:100

Usage

For Research Use Only. Not for use in diagnostic or therapeutic procedures.