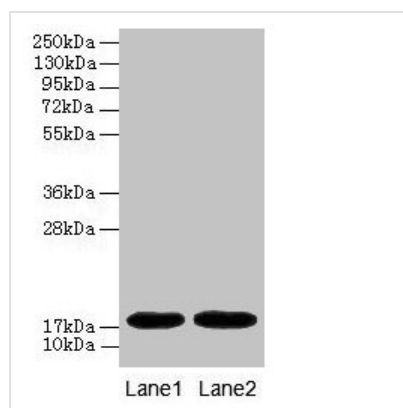




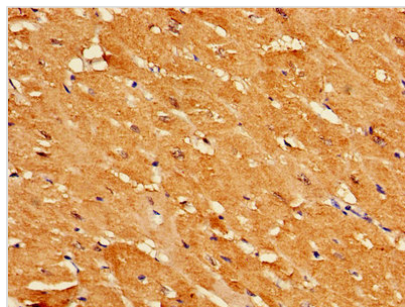
# MB Antibody

<b>Product Code</b>	CSB-PA013529YA01HU
<b>Storage</b>	Upon receipt, store at -20°C or -80°C. Avoid repeated freeze.
<b>Uniprot No.</b>	P02144
<b>Immunogen</b>	Recombinant Human Myoglobin protein (2-154AA)
<b>Raised In</b>	Rabbit
<b>Species Reactivity</b>	Human, Mouse, Rat
<b>Tested Applications</b>	ELISA, WB, IHC; Recommended dilution: WB:1:1000-1:5000, IHC:1:20-1:200
<b>Form</b>	Liquid
<b>Conjugate</b>	Non-conjugated
<b>Storage Buffer</b>	Preservative: 0.03% Proclin 300 Constituents: 50% Glycerol, 0.01M PBS, PH 7.4
<b>Purification Method</b>	>95%, Protein G purified
<b>Isotype</b>	IgG
<b>Clonality</b>	Polyclonal
<b>Alias</b>	Myoglobin, MB
<b>Immunogen Species</b>	Homo sapiens (Human)
<b>Research Area</b>	Cardiovascular
<b>Target Names</b>	MB

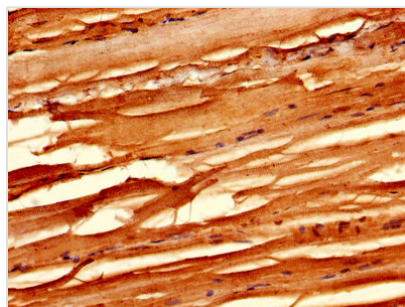
## Image



Western blot  
 All lanes: MB antibody at 2µg/ml  
 Lane 1: Rat heart tissue  
 Lane 2: Mouse heart tissue  
 Secondary  
 Goat polyclonal to rabbit IgG at 1/10000 dilution  
 Predicted band size: 18 kDa  
 Observed band size: 18 kDa



Immunohistochemistry of paraffin-embedded human heart tissue using CSB-PA013529YA01HU at dilution of 1:100



Immunohistochemistry of paraffin-embedded human skeletal muscle tissue using CSB-PA013529YA01HU at dilution of 1:100

## Usage

For Research Use Only. Not for use in diagnostic or therapeutic procedures.