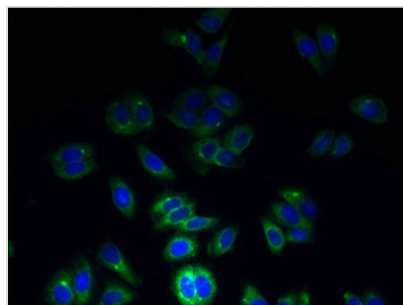




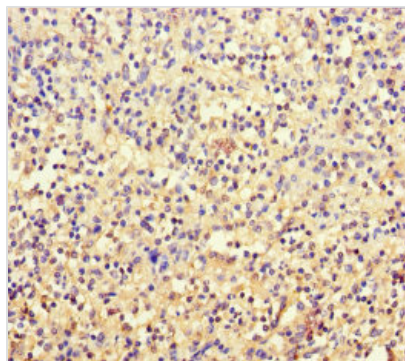
TSPAN7 Antibody

Product Code	CSB-PA025165LA01HU
Storage	Upon receipt, store at -20°C or -80°C. Avoid repeated freeze.
Uniprot No.	P41732
Immunogen	Recombinant Human Tetraspanin-7 protein (113-223AA)
Raised In	Rabbit
Species Reactivity	Human
Tested Applications	ELISA, IHC, IF; Recommended dilution: IHC:1:20-1:200, IF:1:50-1:200
Form	Liquid
Conjugate	Non-conjugated
Storage Buffer	Preservative: 0.03% Proclin 300 Constituents: 50% Glycerol, 0.01M PBS, PH 7.4
Purification Method	>95%, Protein G purified
Isotype	IgG
Clonality	Polyclonal
Alias	Tetraspanin-7 (Tspan-7) (Cell surface glycoprotein A15) (Membrane component chromosome X surface marker 1) (T-cell acute lymphoblastic leukemia-associated antigen 1) (TALLA-1) (Transmembrane 4 superfamily member 2) (CD antigen CD231), TSPAN7, A15 DXS1692E MXS1 TM4SF2
Immunogen Species	Homo sapiens (Human)
Research Area	Signal Transduction
Target Names	TSPAN7

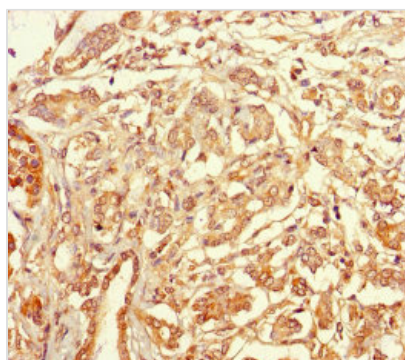
Image



Immunofluorescent analysis of HepG2 cells using CSB-PA025165LA01HU at dilution of 1:100 and Alexa Fluor 488-conjugated AffiniPure Goat Anti-Rabbit IgG(H+L)



Immunohistochemistry of paraffin-embedded human spleen tissue using CSB-PA025165LA01HU at dilution of 1:100



Immunohistochemistry of paraffin-embedded human pancreatic cancer using CSB-PA025165LA01HU at dilution of 1:100

Usage

For Research Use Only. Not for use in diagnostic or therapeutic procedures.