




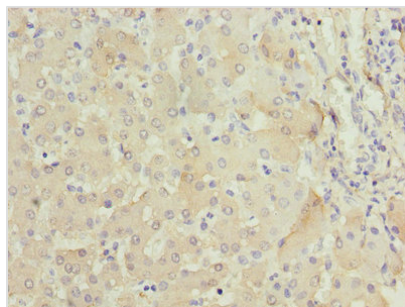
FABP1 Antibody

Product Code	CSB-PA007940YA01HU
Storage	Upon receipt, store at -20°C or -80°C. Avoid repeated freeze.
Uniprot No.	P07148
Immunogen	Recombinant Human Fatty acid-binding protein, liver protein (1-127AA)
Raised In	Rabbit
Species Reactivity	Human, Mouse
Tested Applications	ELISA, WB, IHC; Recommended dilution: WB:1:500-1:5000, IHC:1:20-1:200
Form	Liquid
Conjugate	Non-conjugated
Storage Buffer	Preservative: 0.03% Proclin 300 Constituents: 50% Glycerol, 0.01M PBS, PH 7.4
Purification Method	>95%, Protein G purified
Isotype	IgG
Clonality	Polyclonal
Alias	Fatty acid-binding protein, liver (Fatty acid-binding protein 1) (Liver-type fatty acid-binding protein) (L-FABP), FABP1, FABPL
Immunogen Species	Homo sapiens (Human)
Research Area	Signal Transduction
Target Names	FABP1

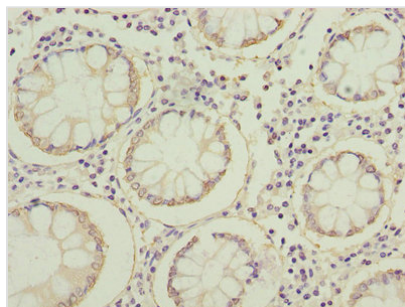
Image



Western blot
 All lanes: FABP1 antibody at 16µg/ml
 Lane 1: Mouse liver tissue
 Lane 2: Mouse small intestine tissue
 Secondary
 Goat polyclonal to rabbit IgG at 1/10000 dilution
 Predicted band size: 15 kDa
 Observed band size: 15 kDa



Immunohistochemistry of paraffin-embedded human liver tissue using CSB-PA007940YA01HU at dilution of 1:100



Immunohistochemistry of paraffin-embedded human colon cancer using CSB-PA007940YA01HU at dilution of 1:100

Usage

For Research Use Only. Not for use in diagnostic or therapeutic procedures.