




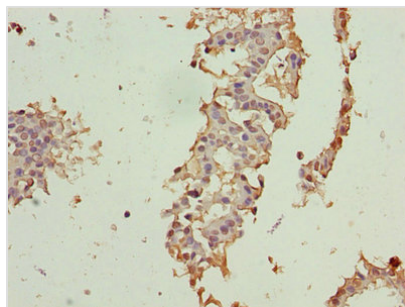
CRABP1 Antibody

Product Code	CSB-PA005935DA01HU
Storage	Upon receipt, store at -20°C or -80°C. Avoid repeated freeze.
Uniprot No.	P29762
Immunogen	Recombinant Human Cellular retinoic acid-binding protein 1 protein (2-137AA)
Raised In	Rabbit
Species Reactivity	Human, Mouse
Tested Applications	ELISA, WB, IHC; Recommended dilution: WB:1:500-1:2000, IHC:1:20-1:200
Form	Liquid
Conjugate	Non-conjugated
Storage Buffer	Preservative: 0.03% Proclin 300 Constituents: 50% Glycerol, 0.01M PBS, PH 7.4
Purification Method	>95%, Protein G purified
Isotype	IgG
Clonality	Polyclonal
Alias	Cellular retinoic acid-binding protein 1 (Cellular retinoic acid-binding protein I) (CRABP-I), CRABP1, RBP5
Immunogen Species	Homo sapiens (Human)
Research Area	Signal Transduction
Target Names	CRABP1

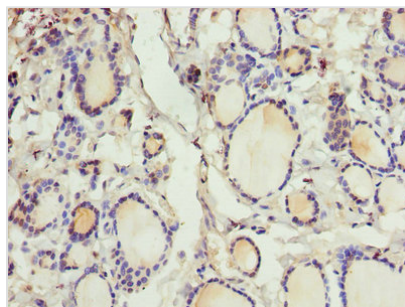
Image



Western blot
 All lanes: CRABP1 antibody at 4µg/ml
 Lane 1: Mouse eye tissue
 Lane 2: THP-1 whole cell lysate
 Secondary
 Goat polyclonal to rabbit IgG at 1/10000 dilution
 Predicted band size: 16 kDa
 Observed band size: 16 kDa



Immunohistochemistry of paraffin-embedded human breast cancer using CSB-PA005935DA01HU at dilution of 1:100



Immunohistochemistry of paraffin-embedded human thyroid tissue using CSB-PA005935DA01HU at dilution of 1:100

Usage

For Research Use Only. Not for use in diagnostic or therapeutic procedures.