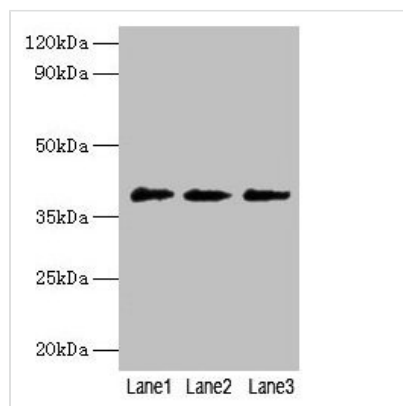




POU5F1 Antibody

Product Code	CSB-PA11579A0Rb
Storage	Upon receipt, store at -20°C or -80°C. Avoid repeated freeze.
Uniprot No.	Q01860
Immunogen	Recombinant Human POU domain, class 5, transcription factor 1 protein (1-360AA)
Raised In	Rabbit
Species Reactivity	Human
Tested Applications	ELISA, WB, IHC; Recommended dilution: WB:1:500-1:5000, IHC:1:20-1:200
Form	Liquid
Conjugate	Non-conjugated
Storage Buffer	Preservative: 0.03% Proclin 300 Constituents: 50% Glycerol, 0.01M PBS, PH 7.4
Purification Method	>95%, Protein G purified
Isotype	IgG
Clonality	Polyclonal
Alias	POU domain, class 5, transcription factor 1 (Octamer-binding protein 3) (Oct-3) (Octamer-binding protein 4) (Oct-4) (Octamer-binding transcription factor 3) (OTF-3), POU5F1, OCT3 OCT4 OTF3
Immunogen Species	Homo sapiens (Human)
Research Area	Epigenetics and Nuclear Signaling
Target Names	POU5F1

Image



Western blot

All lanes: POU5F1 antibody at 2µg/ml

Lane 1: Jurkat whole cell lysate

Lane 2: HeLa whole cell lysate

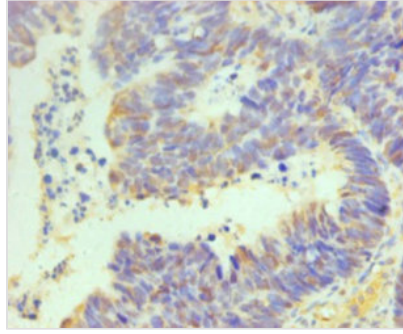
Lane 3: 293T whole cell lysate

Secondary

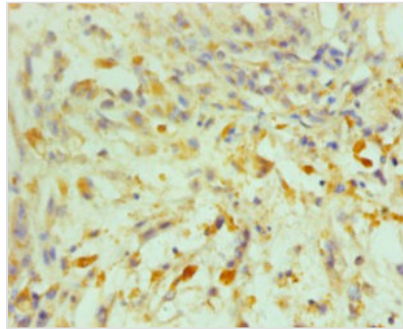
Goat polyclonal to rabbit IgG at 1/10000 dilution

Predicted band size: 39, 31 kDa

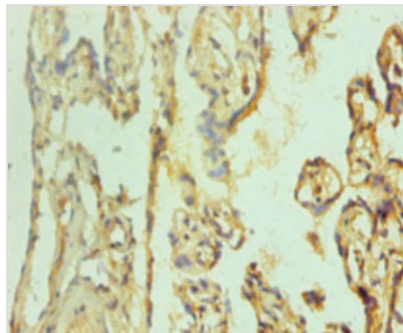
Observed band size: 39 kDa



Immunohistochemistry of paraffin-embedded human ovarian cancer using CSB-PA11579A0Rb at dilution of 1:100



Immunohistochemistry of paraffin-embedded human melanoma using CSB-PA11579A0Rb at dilution of 1:100



Immunohistochemistry of paraffin-embedded human placenta tissue using CSB-PA11579A0Rb at dilution of 1:100

Usage

For Research Use Only. Not for use in diagnostic or therapeutic procedures.