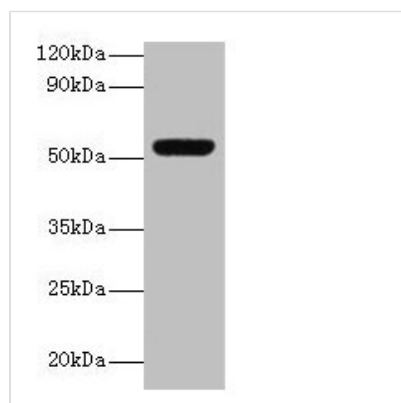




MMP3 Antibody

Product Code	CSB-PA07449A0Rb
Storage	Upon receipt, store at -20°C or -80°C. Avoid repeated freeze.
Uniprot No.	P08254
Immunogen	Recombinant Human Stromelysin-1 protein (100-477AA)
Raised In	Rabbit
Species Reactivity	Human, Mouse
Tested Applications	ELISA, WB, IHC; Recommended dilution: WB:1:500-1:5000, IHC:1:20-1:200
Form	Liquid
Conjugate	Non-conjugated
Storage Buffer	Preservative: 0.03% Proclin 300 Constituents: 50% Glycerol, 0.01M PBS, PH 7.4
Purification Method	>95%, Protein G purified
Isotype	IgG
Clonality	Polyclonal
Alias	Stromelysin-1 (SL-1) (EC 3.4.24.17) (Matrix metalloproteinase-3) (MMP-3) (Transin-1), MMP3, STMY1
Immunogen Species	Homo sapiens (Human)
Research Area	Cardiovascular
Target Names	MMP3

Image



Western blot

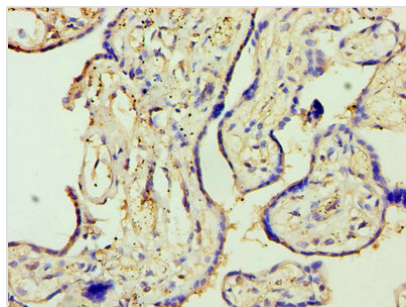
All lanes: MMP3 antibody at 2µg/ml + Mouse liver tissue

Secondary

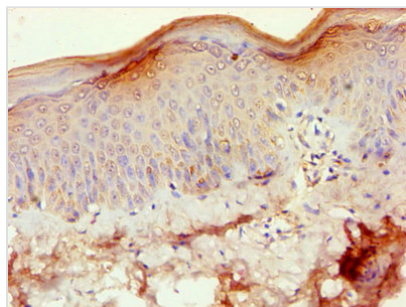
Goat polyclonal to rabbit IgG at 1/15000 dilution

Predicted band size: 54 kDa

Observed band size: 54 kDa



Immunohistochemistry of paraffin-embedded human placenta tissue using CSB-PA07449A0Rb at dilution of 1:100



Immunohistochemistry of paraffin-embedded human skin tissue using CSB-PA07449A0Rb at dilution of 1:100

Usage

For Research Use Only. Not for use in diagnostic or therapeutic procedures.