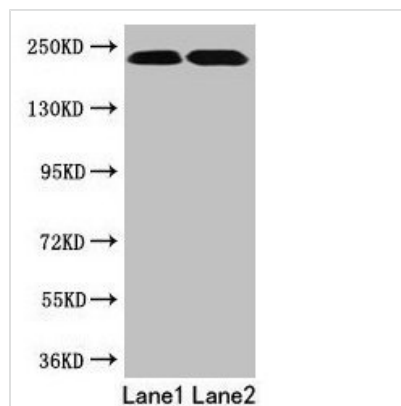




TLN2 Antibody

| | |
|----------------------------|--|
| Product Code | CSB-PA897282HA01HU |
| Storage | Upon receipt, store at -20°C or -80°C. Avoid repeated freeze. |
| Uniprot No. | Q9Y4G6 |
| Immunogen | Recombinant Human Talin-2 protein (88-406AA) |
| Raised In | Rabbit |
| Species Reactivity | Human |
| Tested Applications | ELISA, WB, IHC; Recommended dilution: WB:1:1000-1:5000, IHC:1:20-1:200 |
| Form | Liquid |
| Conjugate | Non-conjugated |
| Storage Buffer | Preservative: 0.03% Proclin 300 Constituents: 50% Glycerol, 0.01M PBS, PH 7.4 |
| Purification Method | >95%, Protein G purified |
| Isotype | IgG |
| Clonality | Polyclonal |
| Alias | Talin-2, TLN2, KIAA0320 |
| Immunogen Species | Homo sapiens (Human) |
| Research Area | Signal Transduction |
| Target Names | TLN2 |

Image



Western blot

All lanes: TLN2 antibody at 12µg/ml

Lane 1: Hela whole cell lysate

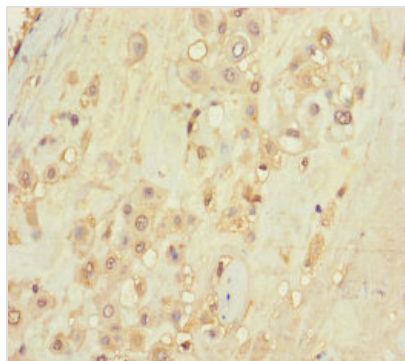
Lane 2: Jurkat whole cell lysate

Secondary

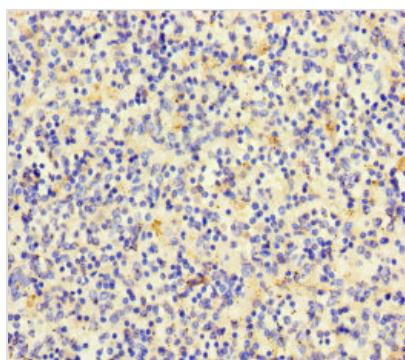
Goat polyclonal to rabbit IgG at 1/10000 dilution

Predicted band size: 272 kDa

Observed band size: 230 kDa



Immunohistochemistry of paraffin-embedded human placenta tissue using CSB-PA897282HA01HU at dilution of 1:100



Immunohistochemistry of paraffin-embedded human spleen tissue using CSB-PA897282HA01HU at dilution of 1:100

Usage

For Research Use Only. Not for use in diagnostic or therapeutic procedures.