




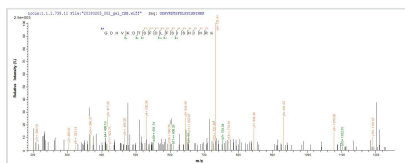
Recombinant Mouse Thrombospondin-2 (Thbs2), partial

Product Code	CSB-EP023488MO
Relevance	Adhesive glycoprotein that mediates cell-to-cell and cell-to-matrix interactions. Ligand for CD36 mediating antiangiogenic properties.
Abbreviation	Recombinant Mouse Thbs2 protein, partial
Storage	The shelf life is related to many factors, storage state, buffer ingredients, storage temperature and the stability of the protein itself. Generally, the shelf life of liquid form is 6 months at -20°C/-80°C. The shelf life of lyophilized form is 12 months at -20°C/-80°C.
Uniprot No.	Q03350
Product Type	Recombinant Protein
Immunogen Species	Mus musculus (Mouse)
Purity	Greater than 90% as determined by SDS-PAGE.
Sequence	GDHVKDTSFDLFSISNINRKTIGAKQFRGPDGVPAYRFVRFDYIPPVNTDDLNRIVKLARRKEGFFLTAQLKQDRKSRGTLVLEGGPQSQRQFEIVSNGPGDTLDLNYWVEGNQHTNFLEDVGLADSQWKNVTVQVASDTYSLYVGCDLIDSVTLEE PFYEQLEVD RSRMYVAKGASRESHFRGLLQNVHLVFADSVEDILSKKGCQHS QGA
Research Area	Others
Source	E.coli
Target Names	Thbs2
Expression Region	19-232aa
Notes	Repeated freezing and thawing is not recommended. Store working aliquots at 4°C for up to one week.
Tag Info	N-terminal 6xHis-tagged
Mol. Weight	28.1kDa
Protein Length	Partial

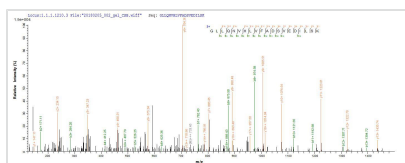
Image



(Tris-Glycine gel) Discontinuous SDS-PAGE (reduced) with 5% enrichment gel and 15% separation gel.



Based on the SEQUEST from database of E.coli host and target protein, the LC-MS/MS Analysis result of CSB-EP023488MO could indicate that this peptide derived from E.coli-expressed Mus musculus (Mouse) Thbs2.



Based on the SEQUEST from database of E.coli host and target protein, the LC-MS/MS Analysis result of CSB-EP023488MO could indicate that this peptide derived from E.coli-expressed Mus musculus (Mouse) Thbs2.

Reconstitution

We recommend that this vial be briefly centrifuged prior to opening to bring the contents to the bottom. Please reconstitute protein in deionized sterile water to a concentration of 0.1-1.0 mg/mL. We recommend to add 5-50% of glycerol (final concentration) and aliquot for long-term storage at -20°C/-80°C. Our default final concentration of glycerol is 50%. Customers could use it as reference.

Shelf Life

The shelf life is related to many factors, storage state, buffer ingredients, storage temperature and the stability of the protein itself. Generally, the shelf life of liquid form is 6 months at -20°C/-80°C. The shelf life of lyophilized form is 12 months at -20°C/-80°C.