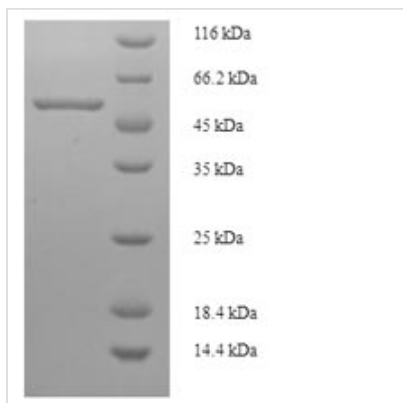


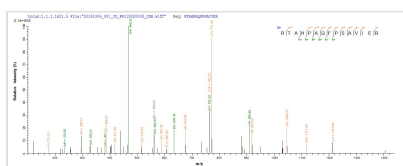


Recombinant Streptomyces caespitosus Modification methylase Scal (scalM)

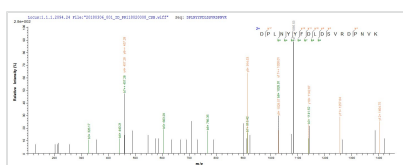
Product Code	CSB-EP528741FNZ
Relevance	This methylase recognizes the double-stranded sequence AGTACT, causes specific methylation on C-5 on both strands, and protects the DNA from cleavage by the Scal endonuclease.
Abbreviation	Recombinant Streptomyces caespitosus scalM protein
Storage	The shelf life is related to many factors, storage state, buffer ingredients, storage temperature and the stability of the protein itself. Generally, the shelf life of liquid form is 6 months at -20°C/-80°C. The shelf life of lyophilized form is 12 months at -20°C/-80°C.
Uniprot No.	O52692
Alias	N-4 cytosine-specific methyltransferase Scal
Product Type	Recombinant Protein
Immunogen Species	Streptomyces caespitosus
Purity	≥ 90% as determined by SDS-PAGE.
Sequence	MSGRDFGYVIQSSAALWNRLSTFSQRGKALDTRLADIKKALGKPPYYETSDVLL YHGDSLELLKSMPQQIFDLTVTSPPYNIGKEYEGVLSIEEYISWCETWMSRVHR ATSAGGAFWLVNGYVPVNPQGKAVPIPIYLLWDKSPFYMIQEVVWNYGAGVAS RKSFSRNEKFLWYVRDPLNYYFDLDSVRDPNVKYPNQKKNGLKCNPLGKN PTDVWQFPKVTSGAKRSSVERTAHPAQFSAVIERVIKACSPSDGVILDPFLGS GTTSLTARKQGRCSVGIREDYLDIAVGRLEAEAQSLF
Research Area	Others
Source	E.coli
Target Names	scalM
Expression Region	1-304aa
Notes	Repeated freezing and thawing is not recommended. Store working aliquots at 4°C for up to one week.
Tag Info	N-terminal 6xHis-SUMO-tagged
Mol. Weight	50.2kDa
Protein Length	Full Length
Image	



(Tris-Glycine gel) Discontinuous SDS-PAGE (reduced) with 5% enrichment gel and 15% separation gel.



Based on the SEQUEST from database of E.coli host and target protein, the LC-MS/MS Analysis result of CSB-EP528741FNZ could indicate that this peptide derived from E.coli-expressed *Streptomyces caespitosus* scAlM.



Based on the SEQUEST from database of E.coli host and target protein, the LC-MS/MS Analysis result of CSB-EP528741FNZ could indicate that this peptide derived from E.coli-expressed *Streptomyces caespitosus* scAlM.

Reconstitution

We recommend that this vial be briefly centrifuged prior to opening to bring the contents to the bottom. Please reconstitute protein in deionized sterile water to a concentration of 0.1-1.0 mg/mL. We recommend to add 5-50% of glycerol (final concentration) and aliquot for long-term storage at -20°C/-80°C. Our default final concentration of glycerol is 50%. Customers could use it as reference.

Shelf Life

The shelf life is related to many factors, storage state, buffer ingredients, storage temperature and the stability of the protein itself. Generally, the shelf life of liquid form is 6 months at -20°C/-80°C. The shelf life of lyophilized form is 12 months at -20°C/-80°C.