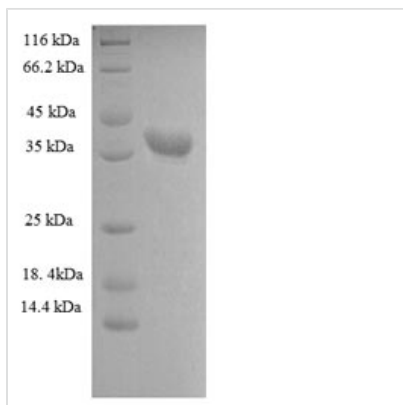


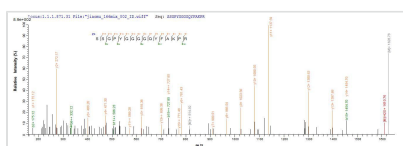


Recombinant Human Heterogeneous nuclear ribonucleoprotein A1 (HNRNPA1), partial

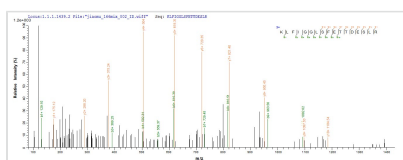
Product Code	CSB-EP010600HU
Relevance	Involved in the packaging of pre-mRNA into hnRNP particles, transport of poly(A) mRNA from the nucleus to the cytoplasm and may modulate splice site selection. May play a role in HCV RNA replication.
Abbreviation	Recombinant Human HNRNPA1 protein, partial
Storage	The shelf life is related to many factors, storage state, buffer ingredients, storage temperature and the stability of the protein itself. Generally, the shelf life of liquid form is 6 months at -20°C/-80°C. The shelf life of lyophilized form is 12 months at -20°C/-80°C.
Uniprot No.	P09651
Alias	Helix-destabilizing protein;Single-strand RNA-binding proteinhnRNP core protein A1
Product Type	Recombinant Protein
Immunogen Species	Homo sapiens (Human)
Purity	Greater than 90% as determined by SDS-PAGE.
Sequence	SKSESPKEPEQLRKLFIGGLSFETTDESLRSHFEQWGLTDCVVMRDPNPKRS RGFGFVTYATVEEVDAAMNARPHKVDGRVVVEPKRAVSREDSQRPGAHLTVK KIFVGGIKEDTEEHHLRDYFEQYGKIEVIEIMTDRGSGKKRGFAFVTFDDHDSV DKIVIQKYHTVNGHNCEVRKALSKQEMASASSSQRGRSGSGNFGGGRRGGGF GGNDNFGRGGNFSGRGGFGGSRGGGGYGGSGDGYNGFGNDGGYGGGGP GYSGGSRGYGSGGQGYGNQGSYGGSGSYDSYNNGGGGGGFGGGSGSNF GGGGSYNDFGNYNNQSSNFGPMKGGNFGGRSSGPYGGGGQYFAKPRNQ
Research Area	Immunology
Source	E.coli
Target Names	HNRNPA1
Expression Region	2-354aa
Notes	Repeated freezing and thawing is not recommended. Store working aliquots at 4°C for up to one week.
Tag Info	N-terminal 6xHis-tagged
Mol. Weight	40.9kDa
Protein Length	Partial
Image	



(Tris-Glycine gel) Discontinuous SDS-PAGE (reduced) with 5% enrichment gel and 15% separation gel.



Based on the SEQUEST from database of E.coli host and target protein, the LC-MS/MS Analysis result of CSB-EP010600HU could indicate that this peptide derived from E.coli-expressed Homo sapiens (Human) HNRNPA1.



Based on the SEQUEST from database of E.coli host and target protein, the LC-MS/MS Analysis result of CSB-EP010600HU could indicate that this peptide derived from E.coli-expressed Homo sapiens (Human) HNRNPA1.

Reconstitution

We recommend that this vial be briefly centrifuged prior to opening to bring the contents to the bottom. Please reconstitute protein in deionized sterile water to a concentration of 0.1-1.0 mg/mL. We recommend to add 5-50% of glycerol (final concentration) and aliquot for long-term storage at -20°C/-80°C. Our default final concentration of glycerol is 50%. Customers could use it as reference.

Shelf Life

The shelf life is related to many factors, storage state, buffer ingredients, storage temperature and the stability of the protein itself. Generally, the shelf life of liquid form is 6 months at -20°C/-80°C. The shelf life of lyophilized form is 12 months at -20°C/-80°C.