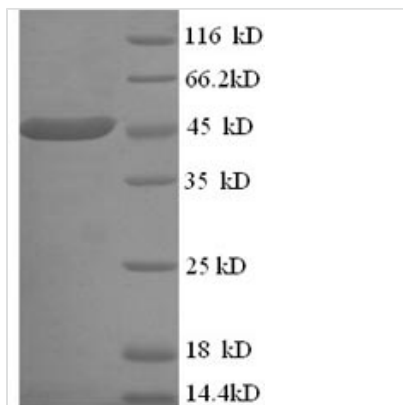


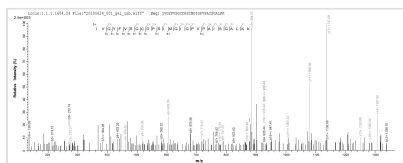


# Recombinant Human 3-ketoacyl-CoA thiolase, mitochondrial (ACAA2)

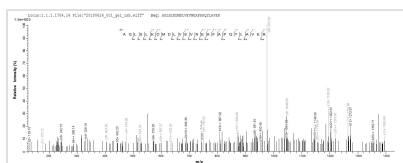
<b>Product Code</b>	CSB-EP001118HU
<b>Relevance</b>	Abolishes BNIP3-mediated apoptosis and mitochondrial damage.
<b>Abbreviation</b>	Recombinant Human ACAA2 protein
<b>Storage</b>	The shelf life is related to many factors, storage state, buffer ingredients, storage temperature and the stability of the protein itself. Generally, the shelf life of liquid form is 6 months at -20°C/-80°C. The shelf life of lyophilized form is 12 months at -20°C/-80°C.
<b>Uniprot No.</b>	P42765
<b>Alias</b>	Acetyl-CoA acyltransferase; Beta-ketothiolase; Mitochondrial 3-oxoacyl-CoA thiolase; T1
<b>Product Type</b>	Recombinant Protein
<b>Immunogen Species</b>	Homo sapiens (Human)
<b>Purity</b>	≥ 90% as determined by SDS-PAGE.
<b>Sequence</b>	FGAYGGLLKDFATDLSEFAAKAALSAGKVSPETVDSVIMGNVLQSSSDAIYLA RHSVGLRVGIPKETPALINRLCGSGFQSVNGCQEICVKEAEVVLCCGGTESMS QAPYCVRNVRFGTKLGS DIKLEDSLWVSLTDQHVQLPMAMTAENLAVKHKISR EECDKYALQSQRWKAANDAGYFNDEMAPIEVKTKKGGKQTMQVDEHARPQT TLEQLQKLPPVFKKDGTVTAGNASGVADGAGAVIIASEDAVKKHNFTPLARIVG YFVSGCDPSIMGIGPVP AISGALKKAGLSLKDMDLVEVNEAFAPQYL AVERS LD LDISKTNVNGGAI ALGHPLGGSGSRITAHLVHELRRRGGKYAVGSACIGGGQGI AVIIQSTA
<b>Research Area</b>	Metabolism
<b>Source</b>	E.coli
<b>Target Names</b>	ACAA2
<b>Expression Region</b>	17-397aa
<b>Notes</b>	Repeated freezing and thawing is not recommended. Store working aliquots at 4°C for up to one week.
<b>Tag Info</b>	N-terminal 6xHis-tagged
<b>Mol. Weight</b>	44.2kDa
<b>Protein Length</b>	Full Length of Mature Protein
<b>Image</b>	



(Tris-Glycine gel) Discontinuous SDS-PAGE (reduced) with 5% enrichment gel and 15% separation gel.



Based on the SEQUEST from database of E.coli host and target protein, the LC-MS/MS Analysis result of CSB-EP001118HU could indicate that this peptide derived from E.coli-expressed Homo sapiens (Human) ACAA2.



Based on the SEQUEST from database of E.coli host and target protein, the LC-MS/MS Analysis result of CSB-EP001118HU could indicate that this peptide derived from E.coli-expressed Homo sapiens (Human) ACAA2.

### Reconstitution

We recommend that this vial be briefly centrifuged prior to opening to bring the contents to the bottom. Please reconstitute protein in deionized sterile water to a concentration of 0.1-1.0 mg/mL. We recommend to add 5-50% of glycerol (final concentration) and aliquot for long-term storage at -20°C/-80°C. Our default final concentration of glycerol is 50%. Customers could use it as reference.

### Shelf Life

The shelf life is related to many factors, storage state, buffer ingredients, storage temperature and the stability of the protein itself. Generally, the shelf life of liquid form is 6 months at -20°C/-80°C. The shelf life of lyophilized form is 12 months at -20°C/-80°C.