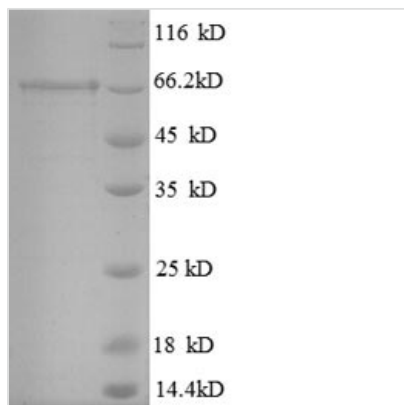


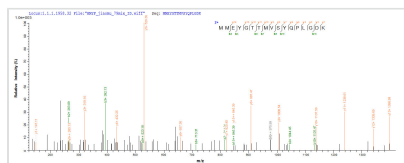


# Recombinant Mouse Glutamate decarboxylase 2 (Gad2)

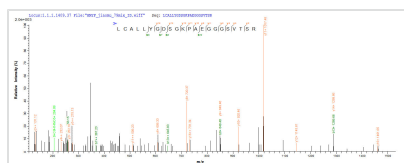
<b>Product Code</b>	CSB-EP009160MO
<b>Relevance</b>	Catalyzes the production of GABA.
<b>Abbreviation</b>	Recombinant Mouse Gad2 protein
<b>Storage</b>	The shelf life is related to many factors, storage state, buffer ingredients, storage temperature and the stability of the protein itself. Generally, the shelf life of liquid form is 6 months at -20°C/-80°C. The shelf life of lyophilized form is 12 months at -20°C/-80°C.
<b>Uniprot No.</b>	P48320
<b>Alias</b>	65 kDa glutamic acid decarboxylase ;GAD-65Glutamate decarboxylase 65 kDa isoform
<b>Product Type</b>	Recombinant Protein
<b>Immunogen Species</b>	Mus musculus (Mouse)
<b>Purity</b>	≥ 90% as determined by SDS-PAGE.
<b>Sequence</b>	<p>MASPGSGFWSFGSEDGSADPENPGTARAWCQVAQKFTGGIGNKLCALLYGD            SGKPAEGGGSVTSRAATGKVACTCDQKPCNCPKGDVNYAFLHATDLLPACD            GERPTLAFLQDVMNILLQYVVKSFDRSTKVIDFHYPNELLQEYNWELADQPQN            LEEILTHCQTTLKYAIKTGHPRYFNQLSTGLDMVGLAADWLTSTANTNMFTYEI            APVFLLEYVTLKMKREIIGWPGGSGDGIFSPGGAISNMYAMLIARYKMFPEVK            EKGMAAVPRLIAFTSEHSHFSLKKGAAALGIGTDSVILIKCDERGMIPSDLERR            ILEVKQKGFVPFLVSATAGTTVYGAFDPLLAVADICKKYKIWMHVDAAWGGGL            LMSRKHKWKLSGVERANSVTWNPBKMMGVPLQCSALLVREEGLMQSCNQM            HASYLFQQDKHYDLSYDTGDKALQCGRHVDVFKLWLMWRAKGTTFEAHID            KCLELAELYTIKKNREGYEMVFDGKPKQHTNVCFWFVPPSLRTLEDNEERMSR            LSKVAPVIKARMMMEYGTMMVSYQPLGDKVNFVRMVISNPAATHQDIDFLIEEIE            RLGQDL</p>
<b>Research Area</b>	Others
<b>Source</b>	E.coli
<b>Target Names</b>	Gad2
<b>Expression Region</b>	1-585aa
<b>Notes</b>	Repeated freezing and thawing is not recommended. Store working aliquots at 4°C for up to one week.
<b>Tag Info</b>	N-terminal 6xHis-tagged
<b>Mol. Weight</b>	69.2kDa
<b>Protein Length</b>	Full Length
<b>Image</b>	



(Tris-Glycine gel) Discontinuous SDS-PAGE (reduced) with 5% enrichment gel and 15% separation gel.



Based on the SEQUEST from database of E.coli host and target protein, the LC-MS/MS Analysis result of CSB-EP009160MO could indicate that this peptide derived from E.coli-expressed Mus musculus (Mouse) Gad2.



Based on the SEQUEST from database of E.coli host and target protein, the LC-MS/MS Analysis result of CSB-EP009160MO could indicate that this peptide derived from E.coli-expressed Mus musculus (Mouse) Gad2.

**Reconstitution**

We recommend that this vial be briefly centrifuged prior to opening to bring the contents to the bottom. Please reconstitute protein in deionized sterile water to a concentration of 0.1-1.0 mg/mL. We recommend to add 5-50% of glycerol (final concentration) and aliquot for long-term storage at -20°C/-80°C. Our default final concentration of glycerol is 50%. Customers could use it as reference.

**Shelf Life**

The shelf life is related to many factors, storage state, buffer ingredients, storage temperature and the stability of the protein itself. Generally, the shelf life of liquid form is 6 months at -20°C/-80°C. The shelf life of lyophilized form is 12 months at -20°C/-80°C.