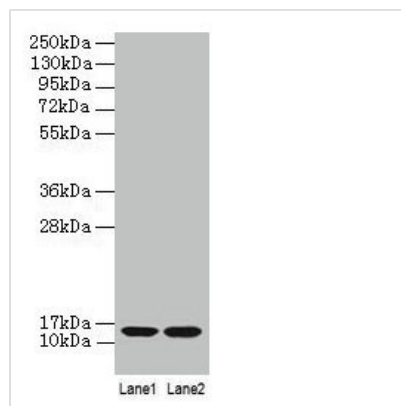




B2M Antibody

Product Code	CSB-PA002486YA01HU
Storage	Upon receipt, store at -20°C or -80°C. Avoid repeated freeze.
Uniprot No.	P61769
Immunogen	Recombinant Human Beta-2-microglobulin protein (21-119AA)
Raised In	Rabbit
Species Reactivity	Human, Mouse
Tested Applications	ELISA, WB, IHC; Recommended dilution: WB:1:1000-1:5000, IHC:1:20-1:200
Form	Liquid
Conjugate	Non-conjugated
Storage Buffer	Preservative: 0.03% Proclin 300 Constituents: 50% Glycerol, 0.01M PBS, PH 7.4
Purification Method	>95%, Protein G purified
Isotype	IgG
Clonality	Polyclonal
Alias	Beta-2-microglobulin [Cleaved into: Beta-2-microglobulin form pl 5.3], B2M
Immunogen Species	Homo sapiens (Human)
Research Area	Cardiovascular
Target Names	B2M

Image



Western blot

All lanes: B2M antibody at 2µg/ml

Lane 1: A431 whole cell lysate

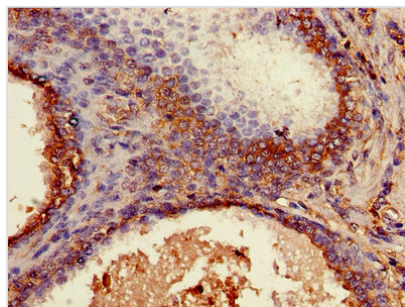
Lane 2: Mouse lung tissue

Secondary

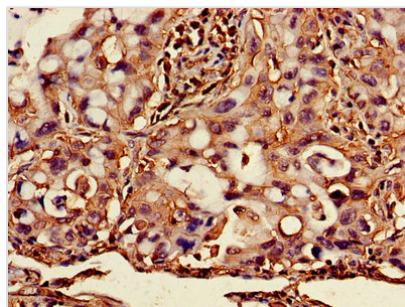
Goat polyclonal to rabbit IgG at 1/10000 dilution

Predicted band size: 14 kDa

Observed band size: 14 kDa



Immunohistochemistry of paraffin-embedded human prostate cancer using CSB-PA002486YA01HU at dilution of 1:100



Immunohistochemistry of paraffin-embedded human lung cancer using CSB-PA002486YA01HU at dilution of 1:100

Usage

For Research Use Only. Not for use in diagnostic or therapeutic procedures.