




FAM110B Antibody

Product Code	CSB-PA008005LA01HU
Storage	Upon receipt, store at -20°C or -80°C. Avoid repeated freeze.
Uniprot No.	Q8TC76
Immunogen	Recombinant Human Protein FAM110B protein (1-370AA)
Raised In	Rabbit
Species Reactivity	Human, Mouse
Tested Applications	ELISA, WB, IHC; Recommended dilution: WB:1:1000-1:5000, IHC:1:20-1:200
Form	Liquid
Conjugate	Non-conjugated
Storage Buffer	Preservative: 0.03% Proclin 300 Constituents: 50% Glycerol, 0.01M PBS, PH 7.4
Purification Method	>95%, Protein G purified
Isotype	IgG
Clonality	Polyclonal
Alias	Protein FAM110B, FAM110B, C8orf72
Immunogen Species	Homo sapiens (Human)
Research Area	Cell Biology
Target Names	FAM110B

Image



Western blot

All lanes: Prootein FAM110B antibody at 2μg/ml

Lane 1: Mouse sexual gland tissue

Lane 2: HepG2 whole cell lysate

Lane 3: Mouse spleen tissue

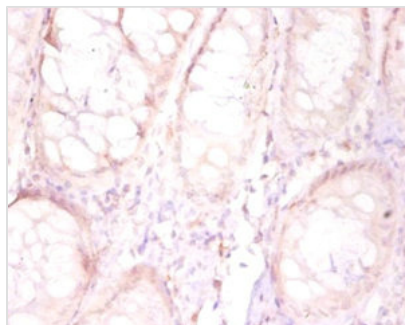
Lane 4: A431 whole cell lysate

Secondary

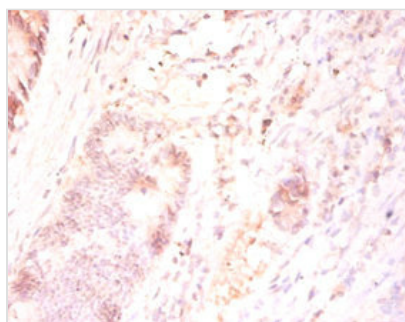
Goat polyclonal to rabbit IgG at 1/10000 dilution

Predicted band size: 41 kDa

Observed band size: 41 kDa



Immunohistochemistry of paraffin-embedded human placenta tissue using CSB-PA008005LA01HU at dilution of 1:50



Immunohistochemistry of paraffin-embedded human colon cancer using CSB-PA008005LA01HU at dilution of 1:50