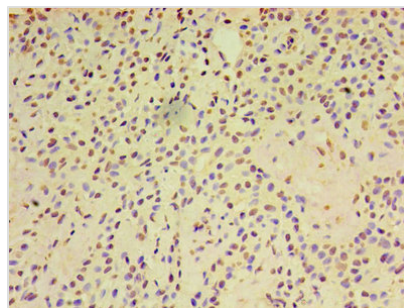




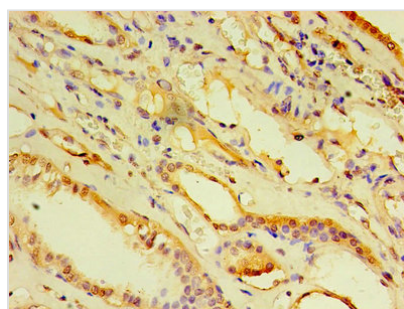
# ARF6 Antibody

<b>Product Code</b>	CSB-PA001996LA01HU
<b>Storage</b>	Upon receipt, store at -20°C or -80°C. Avoid repeated freeze.
<b>Uniprot No.</b>	P62330
<b>Immunogen</b>	Recombinant Human ADP-ribosylation factor 6 protein (1-175AA)
<b>Raised In</b>	Rabbit
<b>Species Reactivity</b>	Human
<b>Tested Applications</b>	ELISA, WB, IHC; Recommended dilution: WB:1:1000-1:5000, IHC:1:20-1:200
<b>Form</b>	Liquid
<b>Conjugate</b>	Non-conjugated
<b>Storage Buffer</b>	Preservative: 0.03% Proclin 300 Constituents: 50% Glycerol, 0.01M PBS, PH 7.4
<b>Purification Method</b>	>95%, Protein G purified
<b>Isotype</b>	IgG
<b>Clonality</b>	Polyclonal
<b>Alias</b>	ADP-ribosylation factor 6, ARF6
<b>Immunogen Species</b>	Homo sapiens (Human)
<b>Research Area</b>	Signal Transduction
<b>Target Names</b>	ARF6

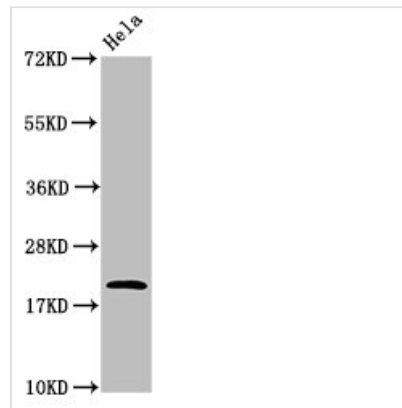
## Image



Immunohistochemistry of paraffin-embedded human breast cancer using CSB-PA001996LA01HU at dilution of 1:100



Immunohistochemistry of paraffin-embedded human kidney tissue using CSB-PA001996LA01HU at dilution of 1:100



#### Western Blot

Positive WB detected in: HeLa whole cell lysate

All lanes: ARF6 antibody at 4.8 $\mu$ g/ml

Secondary

Goat polyclonal to rabbit IgG at 1/50000 dilution

Predicted band size: 21 kDa

Observed band size: 21 kDa