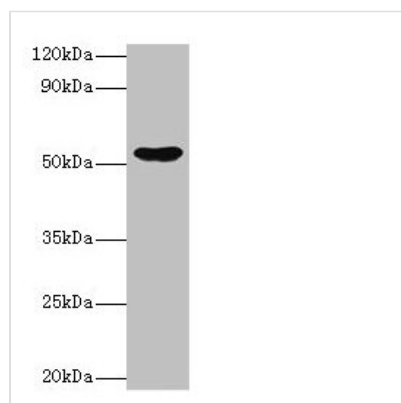




EPHX1 Antibody

Product Code	CSB-PA007734LA01HU
Storage	Upon receipt, store at -20°C or -80°C. Avoid repeated freeze.
Uniprot No.	P07099
Immunogen	Recombinant Human Epoxide hydrolase 1 protein (1-455AA)
Raised In	Rabbit
Species Reactivity	Human
Tested Applications	ELISA, WB, IHC; Recommended dilution: WB:1:500-1:5000, IHC:1:20-1:200
Form	Liquid
Conjugate	Non-conjugated
Storage Buffer	Preservative: 0.03% Proclin 300 Constituents: 50% Glycerol, 0.01M PBS, PH 7.4
Purification Method	>95%, Protein G purified
Isotype	IgG
Clonality	Polyclonal
Alias	Epoxide hydrolase 1 (EC 3.3.2.9) (Epoxide hydratase) (Microsomal epoxide hydrolase) (mEH), EPHX1, EPHX EPOX
Immunogen Species	Homo sapiens (Human)
Research Area	Cell Biology
Target Names	EPHX1

Image



Western blot

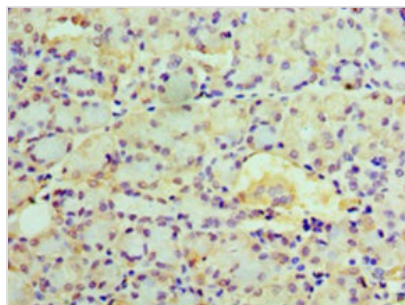
All lanes: EPHX1 antibody at 2µg/ml + HeLa whole cell lysate

Secondary

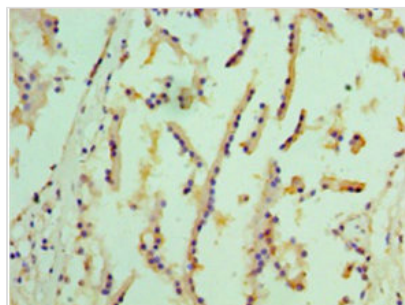
Goat polyclonal to rabbit IgG at 1/10000 dilution

Predicted band size: 53 kDa

Observed band size: 53 kDa



Immunohistochemistry of paraffin-embedded human pancreatic tissue using CSB-PA007734LA01HU at dilution of 1:100



Immunohistochemistry of paraffin-embedded human prostate tissue using CSB-PA007734LA01HU at dilution of 1:100

Usage

For Research Use Only. Not for use in diagnostic or therapeutic procedures.