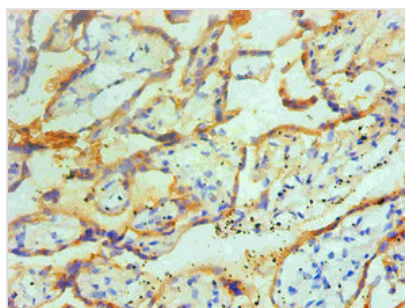




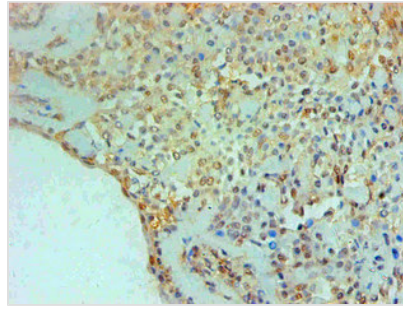
TGM2 Monoclonal Antibody

Product Code	CSB-MA0234621A0m
Storage	Upon receipt, store at -20°C or -80°C. Avoid repeated freeze.
Uniprot No.	P21980
Immunogen	Recombinant Human Protein-glutamine gamma-glutamyltransferase 2(TGM2)
Raised In	mouse
Species Reactivity	Human
Specificity	specific for TGM2 native and denatured forms
Tested Applications	ELISA,WB,IHC;Recommended dilution:WB:1:500-1:5000,IHC:1:50-1:500
Relevance	Catalyzes the cross-linking of proteins and the conjugation of polyamines to proteins.
Form	liquid
Conjugate	Non-conjugated
Storage Buffer	Preservative: 0.03% Proclin 300 Constituents: 50% Glycerol, 0.01M PBS, PH 7.4
Purification Method	>95%,protein G purified
Clonality	monoclonal
Alias	Tissue transglutaminase,Transglutaminase C,TG(C),TGC,TGase C
Product Type	Monoclonal Antibody
Immunogen Species	Homo sapiens (Human)
Target Names	TGM2
Clone No.	3H2B8


Image



Immunohistochemical of paraffin-embedded Human placenta tissue using CSB-MA0234621A0m at dilution of 1:200.



Immunohistochemical of paraffin-embedded Human Breast tissue using CSB-MA0234621A0m at dilution of 1:200.



All lanes: Mouse anti-TGM2 Monoclonal antibody at 1 μ g/ml
Lane 1 : A549 whole cell lysate
Secondary Goat polyclonal to Mouse IgG at 1/5000 dilution
Predicted band size :77kd
Observed band size :77,62,39KD
Additional bands at :30kd

Usage

For Research Use Only. Not for use in diagnostic or therapeutic procedures.