




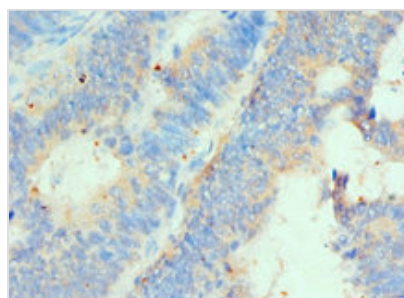
HIP1 Antibody

Product Code	CSB-PA010365ESR2HU
Storage	Upon receipt, store at -20°C or -80°C. Avoid repeated freeze.
Uniprot No.	O00291
Immunogen	Recombinant Human Huntingtin-interacting protein 1 protein (410-690AA)
Raised In	Rabbit
Species Reactivity	Human
Tested Applications	ELISA, WB, IHC; Recommended dilution: WB:1:200-1:1000, IHC:1:20-1:200
Form	Liquid
Conjugate	Non-conjugated
Storage Buffer	PBS with 0.02% sodium azide, 50% glycerol, pH7.3.
Purification Method	Antigen Affinity purified
Isotype	IgG
Clonality	Polyclonal
Alias	Huntingtin-interacting protein 1 (HIP-1) (Huntingtin-interacting protein I) (HIP-I), HIP1
Immunogen Species	Homo sapiens (Human)
Research Area	Neuroscience
Target Names	HIP1

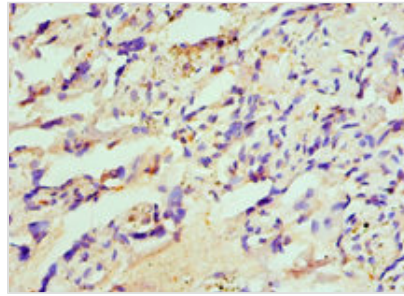
Image



Western blot
 All lanes: HIP1 antibody at 4µg/ml + A549 whole cell lysate
 Secondary
 Goat polyclonal to rabbit IgG at 1/10000 dilution
 Predicted band size: 117, 111, 114 kDa
 Observed band size: 117 kDa



Immunohistochemistry of paraffin-embedded human colon cancer using CSB-PA010365ESR2HU at dilution of 1:100



Immunohistochemistry of paraffin-embedded human placenta tissue using CSB-PA010365ESR2HU at dilution of 1:100

Usage

For Research Use Only. Not for use in diagnostic or therapeutic procedures.