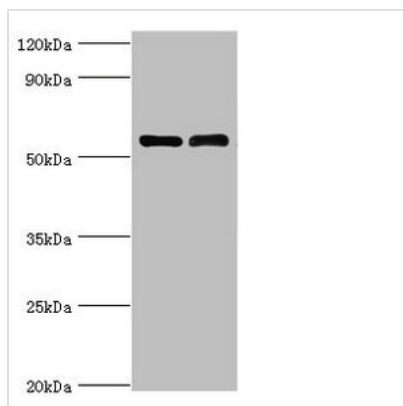




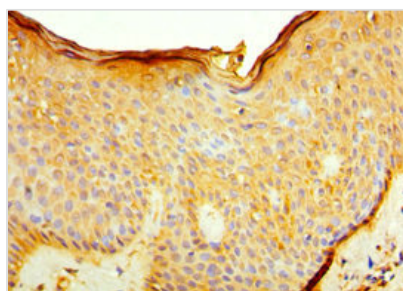
IL7R Antibody

Product Code	CSB-PA011670ESR1HU
Storage	Upon receipt, store at -20°C or -80°C. Avoid repeated freeze.
Uniprot No.	P16871
Immunogen	Recombinant Human Interleukin-7 receptor subunit alpha protein (21-239AA)
Raised In	Rabbit
Species Reactivity	Human
Tested Applications	ELISA, WB, IHC; Recommended dilution: WB:1:200-1:2000, IHC:1:20-1:200
Form	Liquid
Conjugate	Non-conjugated
Storage Buffer	PBS with 0.02% sodium azide, 50% glycerol, pH7.3.
Purification Method	Antigen Affinity Purified
Isotype	IgG
Clonality	Polyclonal
Alias	Interleukin-7 receptor subunit alpha (IL-7 receptor subunit alpha) (IL-7R subunit alpha) (IL-7R-alpha) (IL-7RA) (CDw127) (CD antigen CD127), IL7R
Immunogen Species	Homo sapiens (Human)
Research Area	Immunology
Target Names	IL7R

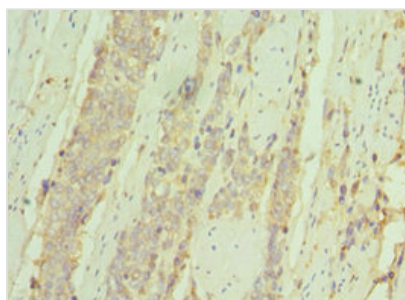
Image



Western blot
 All lanes: IL7R antibody at 4µg/ml
 Lane 1: K562 whole cell lysate
 Lane 2: Jurkat whole cell lysate
 Secondary
 Goat polyclonal to rabbit IgG at 1/10000 dilution
 Predicted band size: 52, 35, 30, 29 kDa
 Observed band size: 52 kDa



Immunohistochemistry of paraffin-embedded human skin tissue using CSB-PA011670ESR1HU at dilution of 1:100



Immunohistochemistry of paraffin-embedded human colon cancer using CSB-PA011670ESR1HU at dilution of 1:100

Usage

For Research Use Only. Not for use in diagnostic or therapeutic procedures.