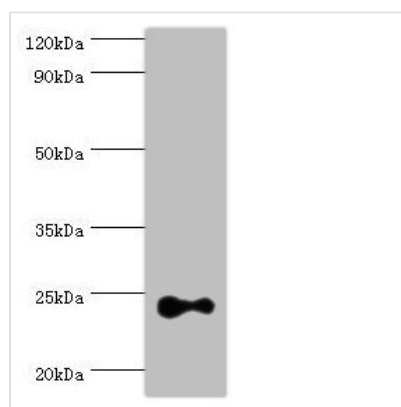




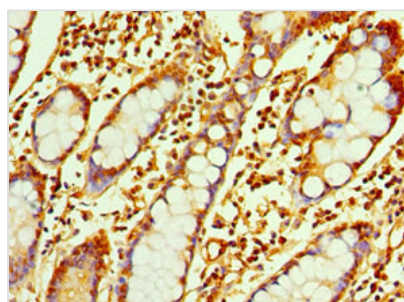
RAB4A Antibody

Product Code	CSB-PA019211ESR2HU
Storage	Upon receipt, store at -20°C or -80°C. Avoid repeated freeze.
Uniprot No.	P20338
Immunogen	Recombinant Human Ras-related protein Rab-4A protein (1-218AA)
Raised In	Rabbit
Species Reactivity	Human, Mouse
Tested Applications	ELISA, WB, IHC; Recommended dilution: WB:1:500-1:2000, IHC:1:20-1:200
Form	Liquid
Conjugate	Non-conjugated
Storage Buffer	PBS with 0.02% sodium azide, 50% glycerol, pH7.3.
Purification Method	Antigen Affinity Purified
Isotype	IgG
Clonality	Polyclonal
Alias	Ras-related protein Rab-4A, RAB4A, RAB4
Immunogen Species	Homo sapiens (Human)
Research Area	Tags & Cell Markers
Target Names	RAB4A

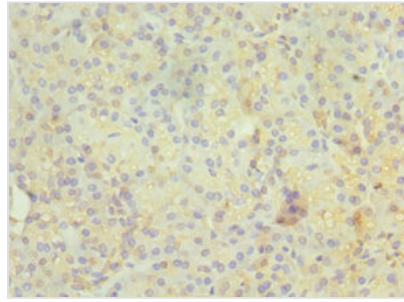
Image



Western blot
 All lanes: Ras-related protein Rab-4A antibody at 2µg/ml + Mouse brain tissue
 Secondary
 Goat polyclonal to rabbit IgG at 1/10000 dilution
 Predicted band size: 24 kDa
 Observed band size: 24 kDa



Immunohistochemistry of paraffin-embedded human small intestine tissue using CSB-PA019211ESR2HU at dilution of 1:100



Immunohistochemistry of paraffin-embedded human pancreatic tissue using CSB-PA019211ESR2HU at dilution of 1:100

Usage

For Research Use Only. Not for use in diagnostic or therapeutic procedures.