GATA2 Antibody

Product Code	CSB-PA340572ESR1HU
Storage	Upon receipt, store at -20°C or -80°C. Avoid repeated freeze.
Uniprot No.	P23769
Immunogen	Recombinant Human Endothelial transcription factor GATA-2 protein (1-300AA)
Raised In	Rabbit
Species Reactivity	Human, Mouse
Tested Applications	ELISA, WB, IHC; Recommended dilution: WB:1:500-1:1000, IHC:1:20-1:200
Form	Liquid
Conjugate	Non-conjugated
Storage Buffer	PBS with 0.02% sodium azide, 50% glycerol, pH7.3.
Purification Method	Antigen Affinity Purified
Isotype	IgG
Clonality	Polyclonal
Alias	Endothelial transcription factor GATA-2 (GATA-binding protein 2), GATA2
Immunogen Species	Homo sapiens (Human)
Research Area	Epigenetics and Nuclear Signaling
Target Names	GATA2

Image

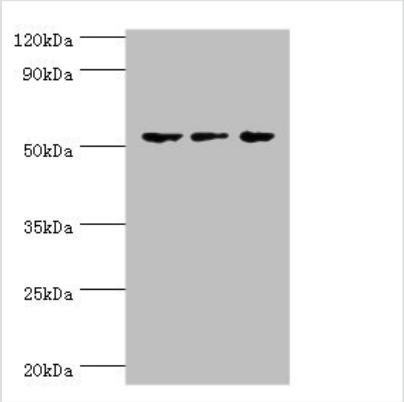

Western blot
All lanes: Endothelial transcription factor GATA-2 antibody at 3µg/ml
Lane 1: Hela whole cell lysate
Lane 2: K562 whole cell lysate
Lane 3: Mouse heart tissue
Secondary
Goat polyclonal to rabbit IgG at 1/10000 dilution
Predicted band size: 51, 50 kDa
Observed band size: 51 kDa

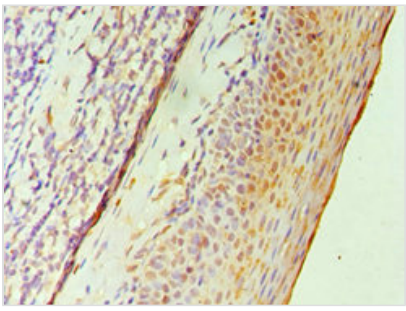

Immunohistochemistry of paraffin-embedded human tonsil tissue using CSB-PA340572ESR1HU at dilution of 1:100

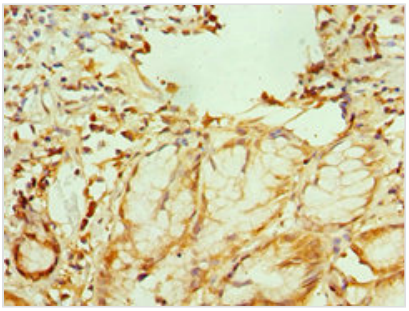

Immunohistochemistry of paraffin-embedded human gallbladder tissue using CSB-PA340572ESR1HU at dilution of 1:100

Usage

For Research Use Only. Not for use in diagnostic or therapeutic procedures.