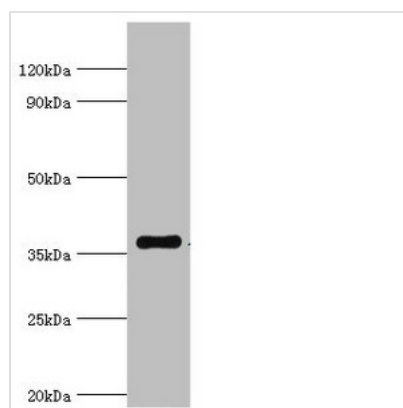




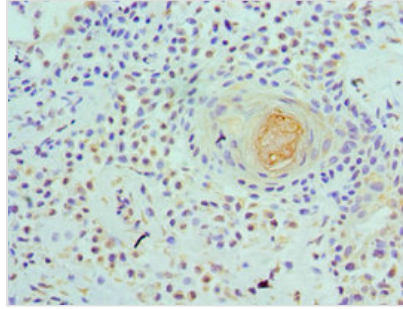
WDR5 Antibody

Product Code	CSB-PA026038ESR2HU
Storage	Upon receipt, store at -20°C or -80°C. Avoid repeated freeze.
Uniprot No.	P61964
Immunogen	Recombinant Human WD repeat-containing protein 5 protein (1-334AA)
Raised In	Rabbit
Species Reactivity	Human
Tested Applications	ELISA, WB, IHC; Recommended dilution: WB:1:200-1:1000, IHC:1:20-1:200
Form	Liquid
Conjugate	Non-conjugated
Storage Buffer	PBS with 0.02% sodium azide, 50% glycerol, pH7.3.
Purification Method	Antigen Affinity Purified
Isotype	IgG
Clonality	Polyclonal
Alias	WD repeat-containing protein 5 (BMP2-induced 3-kb gene protein), WDR5, BIG3
Immunogen Species	Homo sapiens (Human)
Research Area	Epigenetics and Nuclear Signaling
Target Names	WDR5

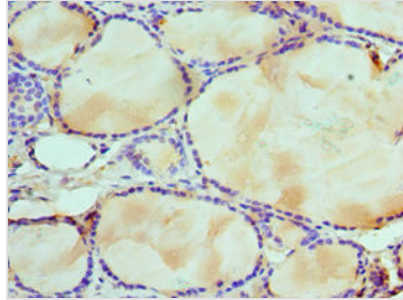
Image



Western blot
 All lanes: WDR5 antibody at 2µg/ml + A431 whole cell lysate
 Secondary
 Goat polyclonal to rabbit IgG at 1/10000 dilution
 Predicted band size: 37 kDa
 Observed band size: 37 kDa



Immunohistochemistry of paraffin-embedded human breast tissue using CSB-PA026038ESR2HU at dilution of 1:100



Immunohistochemistry of paraffin-embedded human thyroid tissue using CSB-PA026038ESR2HU at dilution of 1:100

Usage

For Research Use Only. Not for use in diagnostic or therapeutic procedures.