




RBBP7 Antibody

Product Code	CSB-PA621959ESR2HU
Storage	Upon receipt, store at -20°C or -80°C. Avoid repeated freeze.
Uniprot No.	Q16576
Immunogen	Recombinant Human Histone-binding protein RBBP7 protein (1-230AA)
Raised In	Rabbit
Species Reactivity	Human
Tested Applications	ELISA, WB, IHC; Recommended dilution: WB:1:500-1:2000, IHC:1:20-1:200
Form	Liquid
Conjugate	Non-conjugated
Storage Buffer	PBS with 0.02% sodium azide, 50% glycerol, pH7.3.
Purification Method	Antigen Affinity Purified
Isotype	IgG
Clonality	Polyclonal
Alias	Histone-binding protein RBBP7 (Histone acetyltransferase type B subunit 2) (Nucleosome-remodeling factor subunit RBAP46) (Retinoblastoma-binding protein 7) (RBBP-7) (Retinoblastoma-binding protein p46), RBBP7, RBAP46
Immunogen Species	Homo sapiens (Human)
Research Area	Others
Target Names	RBBP7

Image



Western blot

All lanes: Histone-binding protein RBBP7 antibody at 10µg/ml

Lane 1: A431 whole cell lysate

Lane 2: NIH/3T3 whole cell lysate

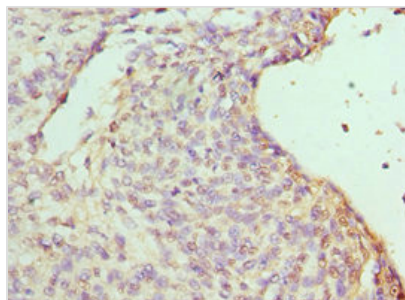
Lane 3: HepG2 whole cell lysate

Secondary

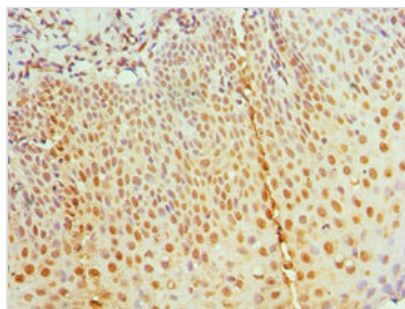
Goat polyclonal to rabbit IgG at 1/10000 dilution

Predicted band size: 48, 53 kDa

Observed band size: 48 kDa



Immunohistochemistry of paraffin-embedded human endometrial cancer using CSB-PA621959ESR2HU at dilution of 1:100



Immunohistochemistry of paraffin-embedded human tonsil tissue using CSB-PA621959ESR2HU at dilution of 1:100

Usage

For Research Use Only. Not for use in diagnostic or therapeutic procedures.