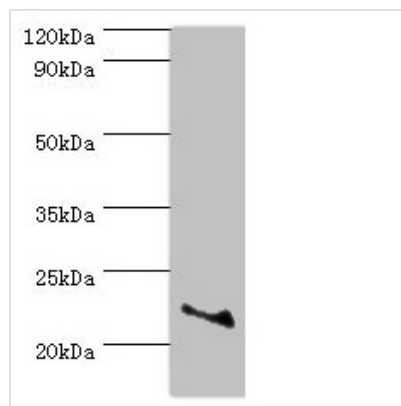




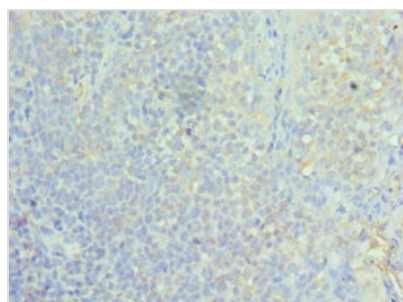
ASF1A Antibody

Product Code	CSB-PA896689ESR1HU
Storage	Upon receipt, store at -20°C or -80°C. Avoid repeated freeze.
Uniprot No.	Q9Y294
Immunogen	Recombinant Human Histone chaperone ASF1A protein (1-204AA)
Raised In	Rabbit
Species Reactivity	Human
Tested Applications	ELISA, WB, IHC; Recommended dilution: WB:1:200-1:1000, IHC:1:20-1:200
Form	Liquid
Conjugate	Non-conjugated
Storage Buffer	PBS with 0.02% sodium azide, 50% glycerol, pH7.3.
Purification Method	Antigen Affinity Purified
Isotype	IgG
Clonality	Polyclonal
Alias	Histone chaperone ASF1A (Anti-silencing function protein 1 homolog A) (hAsf1) (hAsf1a) (CCG1-interacting factor A) (CIA) (hCIA), ASF1A
Immunogen Species	Homo sapiens (Human)
Research Area	Epigenetics and Nuclear Signaling
Target Names	ASF1A

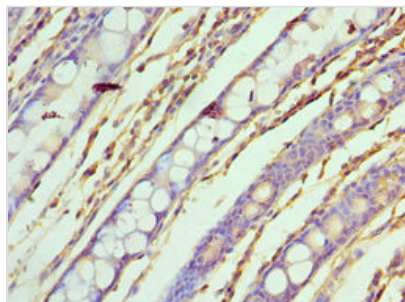
Image



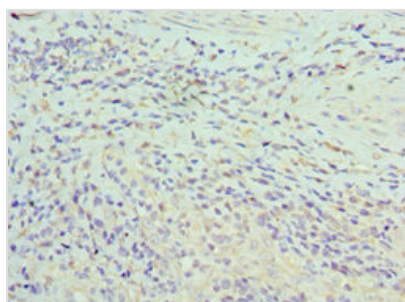
Western blot
 All lanes: ASF1A antibody at 2µg/ml + Jurkat whole cell lysate
 Secondary
 Goat polyclonal to rabbit IgG at 1/10000 dilution
 Predicted band size: 23 kDa
 Observed band size: 23 kDa



Immunohistochemistry of paraffin-embedded human tonsil tissue using CSB-PA896689ESR1HU at dilution of 1:100



Immunohistochemistry of paraffin-embedded human colon tissue using CSB-PA896689ESR1HU at dilution of 1:100



Immunohistochemistry of paraffin-embedded human epityphlon tissue using CSB-PA896689ESR1HU at dilution of 1:100

Usage

For Research Use Only. Not for use in diagnostic or therapeutic procedures.