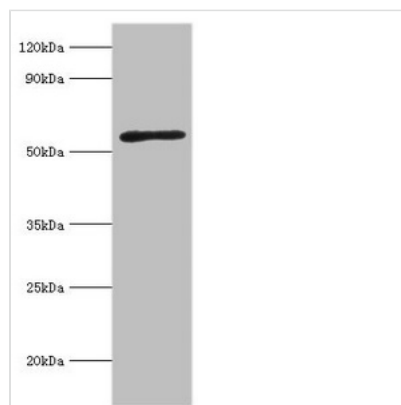




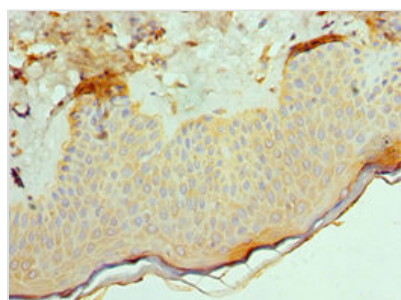
ACVR2A Antibody

Product Code	CSB-PA001260ESR2HU
Storage	Upon receipt, store at -20°C or -80°C. Avoid repeated freeze.
Uniprot No.	P27037
Immunogen	Recombinant Human Activin receptor type-2A protein (20-140AA)
Raised In	Rabbit
Species Reactivity	Human, Mouse
Tested Applications	ELISA, WB, IHC; Recommended dilution: WB:1:200-1:1000, IHC:1:20-1:200
Form	Liquid
Conjugate	Non-conjugated
Storage Buffer	-20°C, pH7.4 PBS, 0.05% NaN ₃ , 40% Glycerol
Purification Method	Antigen Affinity purified
Isotype	IgG
Clonality	Polyclonal
Product Type	Polyclonal Antibody
Immunogen Species	Homo sapiens (Human)
Research Area	Signal Transduction
Target Names	ACVR2A

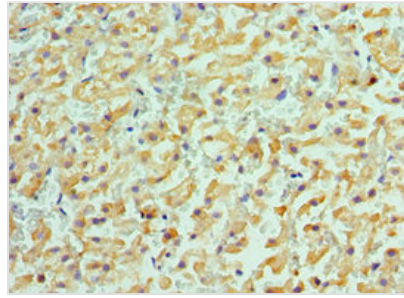
Image



Western blot
 All lanes: Activin receptor type-2A antibody at 3µg/ml + Mouse brain tissue
 Secondary
 Goat polyclonal to rabbit IgG at 1/10000 dilution
 Predicted band size: 58, 46 kDa
 Observed band size: 58 kDa



Immunohistochemistry of paraffin-embedded human skin tissue using CSB-PA001260ESR2HU at dilution of 1:100



Immunohistochemistry of paraffin-embedded human liver cancer using CSB-PA001260ESR2HU at dilution of 1:100

Usage

For Research Use Only. Not for use in diagnostic or therapeutic procedures.