




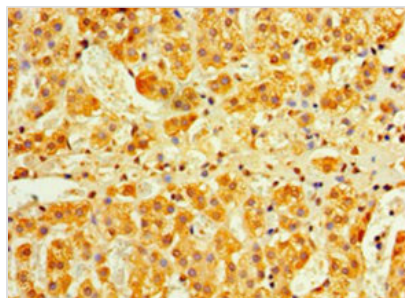
# IFNA4 Antibody

<b>Product Code</b>	CSB-PA011040LA01HU
<b>Storage</b>	Upon receipt, store at -20°C or -80°C. Avoid repeated freeze.
<b>Uniprot No.</b>	P05014
<b>Immunogen</b>	Recombinant Human Interferon alpha-4 protein (24-189AA)
<b>Raised In</b>	Rabbit
<b>Species Reactivity</b>	Human, Mouse
<b>Tested Applications</b>	ELISA, WB, IHC; Recommended dilution: WB:1:500-1:5000, IHC:1:20-1:200
<b>Form</b>	Liquid
<b>Conjugate</b>	Non-conjugated
<b>Storage Buffer</b>	Preservative: 0.03% Proclin 300 Constituents: 50% Glycerol, 0.01M PBS, PH 7.4
<b>Purification Method</b>	>95%, Protein G purified
<b>Isotype</b>	IgG
<b>Clonality</b>	Polyclonal
<b>Alias</b>	Interferon alpha-4 (IFN-alpha-4) (Interferon alpha-4B) (Interferon alpha-76) (Interferon alpha-M1), IFNA4
<b>Immunogen Species</b>	Homo sapiens (Human)
<b>Research Area</b>	Immunology
<b>Target Names</b>	IFNA4

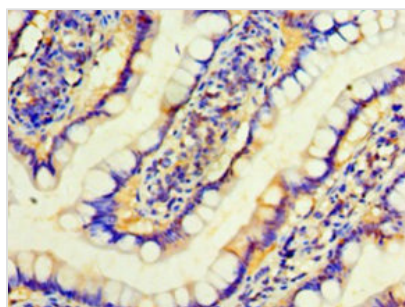
## Image



Western blot  
 All lanes: IFNA4 antibody at 2µg/ml + Mouse kidney tissue  
 Secondary  
 Goat polyclonal to rabbit IgG at 1/10000 dilution  
 Predicted band size: 22 kDa  
 Observed band size: 22 kDa



Immunohistochemistry of paraffin-embedded human adrenal gland tissue using CSB-PA011040LA01HU at dilution of 1:100



Immunohistochemistry of paraffin-embedded human small intestine tissue using CSB-PA011040LA01HU at dilution of 1:100

## Usage

For Research Use Only. Not for use in diagnostic or therapeutic procedures.