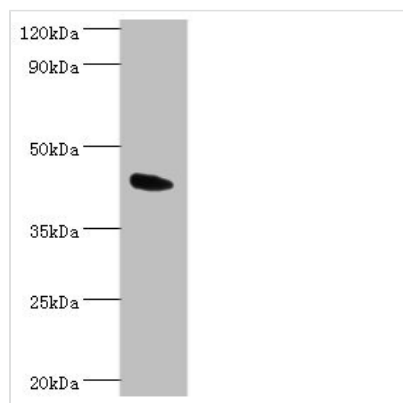




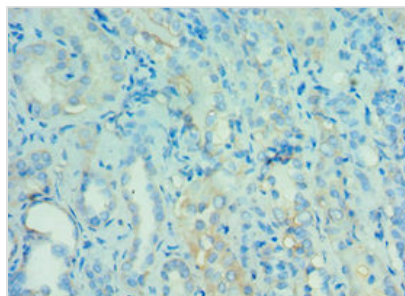
ANGPTL4 Antibody

Product Code	CSB-PA866314ESR2HU
Storage	Upon receipt, store at -20°C or -80°C. Avoid repeated freeze.
Uniprot No.	Q9BY76
Immunogen	Recombinant Human Angiotensin-related protein 4 protein (26-406AA)
Raised In	Rabbit
Species Reactivity	Human, Mouse
Tested Applications	ELISA, WB, IHC; Recommended dilution: WB:1:500-1:2000, IHC:1:20-1:200
Form	Liquid
Conjugate	Non-conjugated
Storage Buffer	PBS with 0.02% sodium azide, 50% glycerol, pH7.3.
Purification Method	Antigen Affinity Purified
Isotype	IgG
Clonality	Polyclonal
Alias	Angiotensin-related protein 4 (Angiotensin-like protein 4) (Hepatic fibrinogen/angiotensin-related protein) (HFARP), ANGPTL4, ARP4 HFARP PGAR
Immunogen Species	Homo sapiens (Human)
Research Area	Cardiovascular
Target Names	ANGPTL4

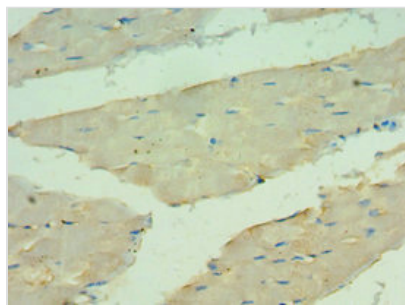
Image



Western blot
 All lanes: Angiotensin-related protein 4 antibody at 2µg/ml + Mouse heart tissue
 Secondary
 Goat polyclonal to rabbit IgG at 1/10000 dilution
 Predicted band size: 46, 41, 27 kDa
 Observed band size: 46 kDa



Immunohistochemistry of paraffin-embedded human kidney tissue using CSB-PA866314ESR2HU at dilution of 1:100



Immunohistochemistry of paraffin-embedded human skeletal muscle tissue using CSB-PA866314ESR2HU at dilution of 1:100

Usage

For Research Use Only. Not for use in diagnostic or therapeutic procedures.