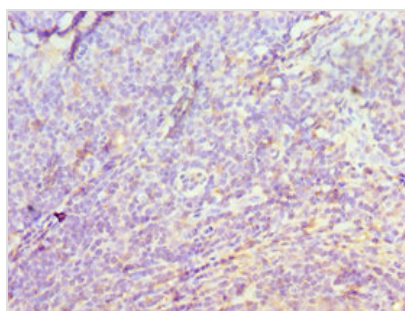




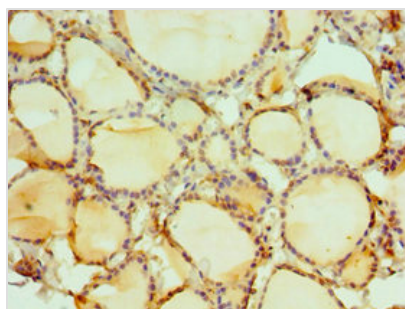
# DIDO1 Antibody

<b>Product Code</b>	CSB-PA887120ESR1HU
<b>Storage</b>	Upon receipt, store at -20°C or -80°C. Avoid repeated freeze.
<b>Uniprot No.</b>	Q9BTC0
<b>Immunogen</b>	Recombinant Human Death-inducer obliterator 1 protein (1-300AA)
<b>Raised In</b>	Rabbit
<b>Species Reactivity</b>	Human
<b>Tested Applications</b>	ELISA, IHC; Recommended dilution: IHC:1:20-1:200
<b>Form</b>	Liquid
<b>Conjugate</b>	Non-conjugated
<b>Storage Buffer</b>	PBS with 0.02% sodium azide, 50% glycerol, pH7.3.
<b>Purification Method</b>	Antigen Affinity Purified
<b>Isotype</b>	IgG
<b>Clonality</b>	Polyclonal
<b>Alias</b>	Death-inducer obliterator 1 (DIO-1) (hDido1) (Death-associated transcription factor 1) (DATF-1), DIDO1, C20orf158 DATF1 KIAA0333
<b>Immunogen Species</b>	Homo sapiens (Human)
<b>Research Area</b>	Cell Biology
<b>Target Names</b>	DIDO1

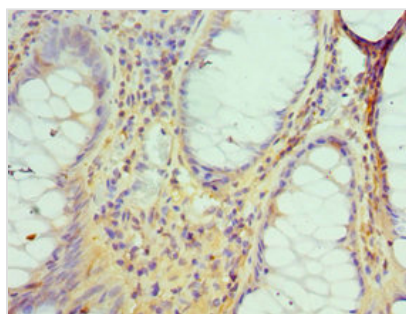
## Image



Immunohistochemistry of paraffin-embedded human tonsil tissue using CSB-PA887120ESR1HU at dilution of 1:100



Immunohistochemistry of paraffin-embedded human thyroid tissue using CSB-PA887120ESR1HU at dilution of 1:100



Immunohistochemistry of paraffin-embedded human colon cancer using CSB-PA887120ESR1HU at dilution of 1:100

---

**Usage**

For Research Use Only. Not for use in diagnostic or therapeutic procedures.