ZMAT5 Antibody

Product Code	CSB-PA866211LA01HU
Storage	Upon receipt, store at -20°C or -80°C. Avoid repeated freeze.
Uniprot No.	Q9UDW3
Immunogen	Recombinant Human Zinc finger matrin-type protein 5 protein (1-170AA)
Raised In	Rabbit
Species Reactivity	Human
Tested Applications	ELISA, WB, IHC; Recommended dilution: WB:1:500-1:2000, IHC:1:20-1:200
Form	Liquid
Conjugate	Non-conjugated
Storage Buffer	Preservative: 0.03% Proclin 300 Constituents: 50% Glycerol, 0.01M PBS, PH 7.4
Purification Method	>95%, Protein G purified
Isotype	IgG
Clonality	Polyclonal
Alias	Zinc finger matrin-type protein 5 (U11/U12 small nuclear ribonucleoprotein 20 kDa protein) (U11/U12 snRNP 20 kDa protein) (U11/U12-20K), ZMAT5
Immunogen Species	Homo sapiens (Human)
Research Area	Others
Target Names	ZMAT5

Image



Western blot
All lanes: ZMAT5 antibody at 5µg/ml + Colo320 whole cell lysate
Secondary
Goat polyclonal to rabbit IgG at 1/10000 dilution
Predicted band size: 20 kDa
Observed band size: 20 kDa

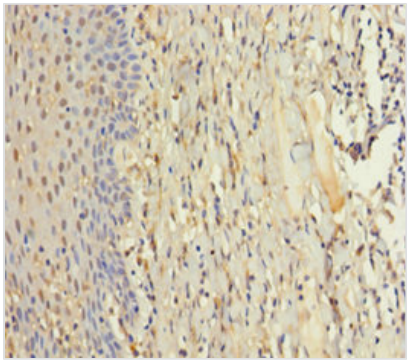

Immunohistochemistry of paraffin-embedded human tonsil tissue using CSB-PA866211LA01HU at dilution of 1:100

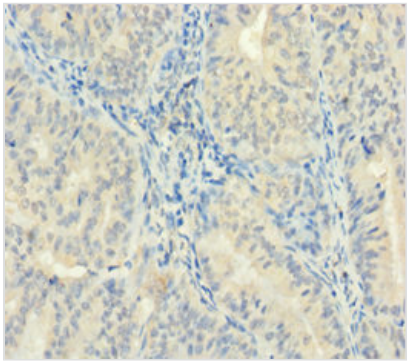

Immunohistochemistry of paraffin-embedded human endometrial cancer using CSB-PA866211LA01HU at dilution of 1:100

Usage

For Research Use Only. Not for use in diagnostic or therapeutic procedures.