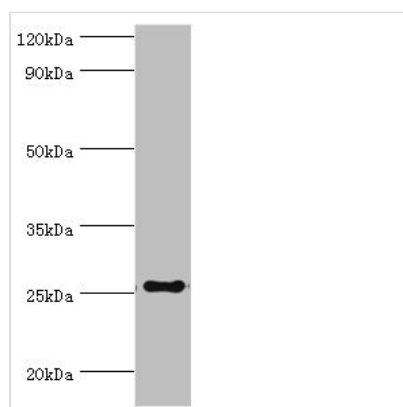




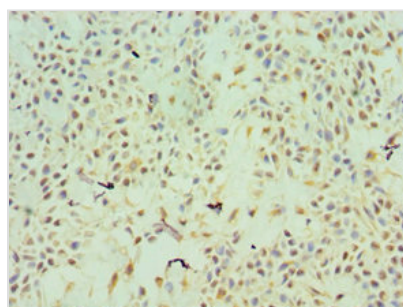
TFPI2 Antibody

Product Code	CSB-PA023438DSR2HU
Storage	Upon receipt, store at -20°C or -80°C. Avoid repeated freeze.
Uniprot No.	P48307
Immunogen	Recombinant Human Tissue factor pathway inhibitor 2 protein (23-235AA)
Raised In	Rabbit
Species Reactivity	Human, Mouse
Tested Applications	ELISA, WB, IHC; Recommended dilution: WB:1:500-1:2000, IHC:1:20-1:200
Form	Liquid
Conjugate	Non-conjugated
Storage Buffer	PBS with 0.02% sodium azide, 50% glycerol, pH7.3.
Purification Method	Antigen Affinity Purified
Isotype	IgG
Clonality	Polyclonal
Alias	Tissue factor pathway inhibitor 2 (TFPI-2) (Placental protein 5) (PP5), TFPI2
Immunogen Species	Homo sapiens (Human)
Research Area	Cardiovascular
Target Names	TFPI2

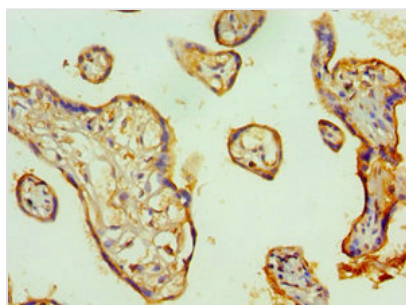
Image



Western blot
 All lanes: factor pathway inhibitor 2 antibody at 4µg/ml + Mouse liver tissue
 Secondary
 Goat polyclonal to rabbit IgG at 1/10000 dilution
 Predicted band size: 27, 26 kDa
 Observed band size: 27 kDa



Immunohistochemistry of paraffin-embedded human breast cancer using CSB-PA023438DSR2HU at dilution of 1:100



Immunohistochemistry of paraffin-embedded human placenta tissue using CSB-PA023438DSR2HU at dilution of 1:100

Usage

For Research Use Only. Not for use in diagnostic or therapeutic procedures.