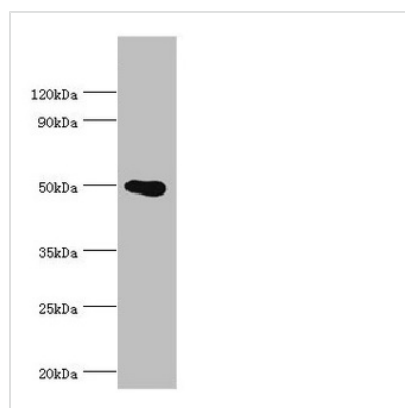




PRMT2 Antibody

Product Code	CSB-PA018732ESR1HU
Storage	Upon receipt, store at -20°C or -80°C. Avoid repeated freeze.
Uniprot No.	P55345
Immunogen	Recombinant Human Protein arginine N-methyltransferase 2 protein (1-300AA)
Raised In	Rabbit
Species Reactivity	Human
Tested Applications	ELISA, WB, IHC; Recommended dilution: WB:1:200-1:2000, IHC:1:20-1:200
Form	Liquid
Conjugate	Non-conjugated
Storage Buffer	PBS with 0.02% sodium azide, 50% glycerol, pH7.3.
Purification Method	Antigen Affinity Purified
Isotype	IgG
Clonality	Polyclonal
Alias	Protein arginine N-methyltransferase 2 (EC 2.1.1.319) (Histone-arginine N-methyltransferase PRMT2), PRMT2, HMT1 HRMT1L1
Immunogen Species	Homo sapiens (Human)
Research Area	Epigenetics and Nuclear Signaling
Target Names	PRMT2

Image



Western blot

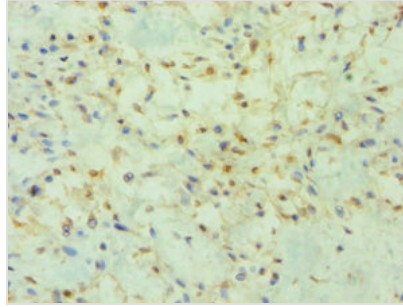
All lanes: PRMT2 antibody at 4µg/ml + HL60 whole cell lysate

Secondary

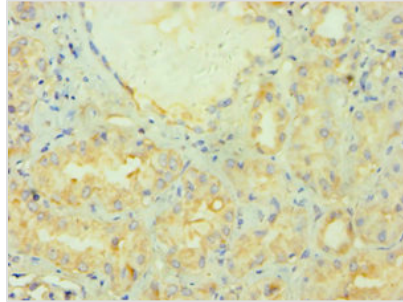
Goat polyclonal to rabbit IgG at 1/10000 dilution

Predicted band size: 50, 32, 38, 33, 34, 26, 32 kDa

Observed band size: 50 kDa



Immunohistochemistry of paraffin-embedded human breast cancer using CSB-PA018732ESR1HU at dilution of 1:100



Immunohistochemistry of paraffin-embedded human kidney tissue using CSB-PA018732ESR1HU at dilution of 1:100

Usage

For Research Use Only. Not for use in diagnostic or therapeutic procedures.