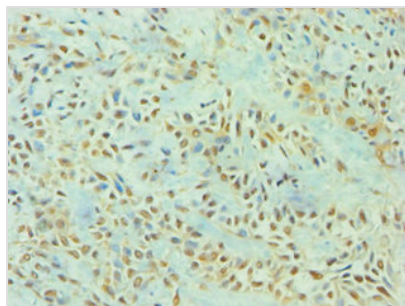




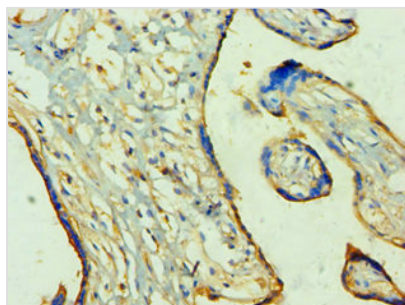
TP53I3 Antibody

Product Code	CSB-PA687492ESR1HU
Storage	Upon receipt, store at -20°C or -80°C. Avoid repeated freeze.
Uniprot No.	Q53FA7
Immunogen	Recombinant Human Quinone oxidoreductase PIG3 protein (163-332AA)
Raised In	Rabbit
Species Reactivity	Human
Tested Applications	ELISA, IHC; Recommended dilution: IHC:1:20-1:200
Form	Liquid
Conjugate	Non-conjugated
Storage Buffer	PBS with 0.02% sodium azide, 50% glycerol, pH7.3.
Purification Method	Antigen Affinity Purified
Isotype	IgG
Clonality	Polyclonal
Alias	Quinone oxidoreductase PIG3 (EC 1.-.-) (Tumor protein p53-inducible protein 3) (p53-induced gene 3 protein), TP53I3, PIG3
Immunogen Species	Homo sapiens (Human)
Research Area	Cell Biology
Target Names	TP53I3

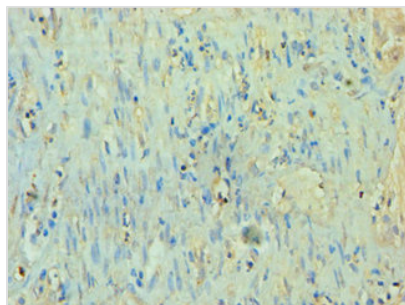
Image



Immunohistochemistry of paraffin-embedded human breast cancer using CSB-PA687492ESR1HU at dilution of 1:100



Immunohistochemistry of paraffin-embedded human placenta tissue using CSB-PA687492ESR1HU at dilution of 1:100



Immunohistochemistry of paraffin-embedded human epityphlon tissue using CSB-PA687492ESR1HU at dilution of 1:100

Usage

For Research Use Only. Not for use in diagnostic or therapeutic procedures.