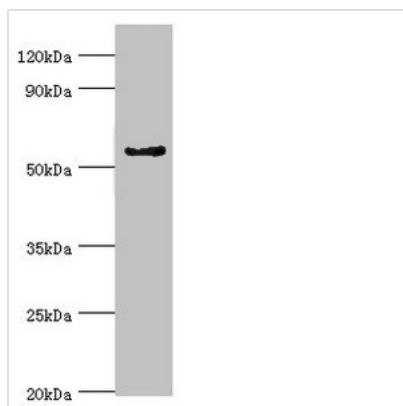




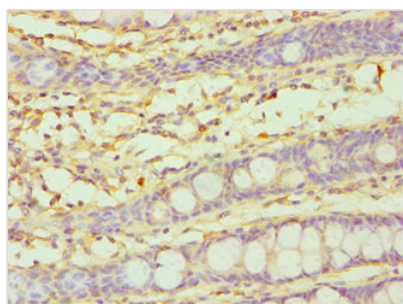
CYP3A5 Antibody

Product Code	CSB-PA006441ESR2HU
Storage	Upon receipt, store at -20°C or -80°C. Avoid repeated freeze.
Uniprot No.	P20815
Immunogen	Recombinant Human Cytochrome P450 3A5 protein (233-502AA)
Raised In	Rabbit
Species Reactivity	Human, Mouse
Tested Applications	ELISA, WB, IHC; Recommended dilution: WB:1:500-1:2000, IHC:1:20-1:200
Form	Liquid
Conjugate	Non-conjugated
Storage Buffer	PBS with 0.02% sodium azide, 50% glycerol, pH7.3.
Purification Method	Antigen Affinity Purified
Isotype	IgG
Clonality	Polyclonal
Alias	Cytochrome P450 3A5 (EC 1.14.14.1) (CYP3A5) (Cytochrome P450 HLp2) (Cytochrome P450-PCN3), CYP3A5
Immunogen Species	Homo sapiens (Human)
Research Area	Cardiovascular
Target Names	CYP3A5

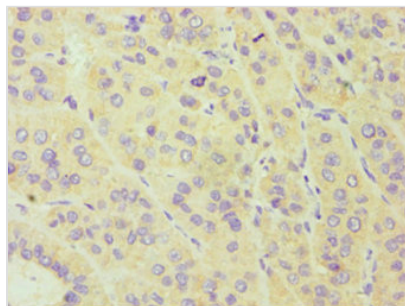
Image



Western blot
 All lanes: Cytochrome P450 3A5 antibody at 9µg/ml + Mouse liver tissue
 Secondary
 Goat polyclonal to rabbit IgG at 1/10000 dilution
 Predicted band size: 58, 16 kDa
 Observed band size: 58 kDa



Immunohistochemistry of paraffin-embedded human colon tissue using CSB-PA006441ESR2HU at dilution of 1:100



Immunohistochemistry of paraffin-embedded human liver cancer using CSB-PA006441ESR2HU at dilution of 1:100

Usage

For Research Use Only. Not for use in diagnostic or therapeutic procedures.