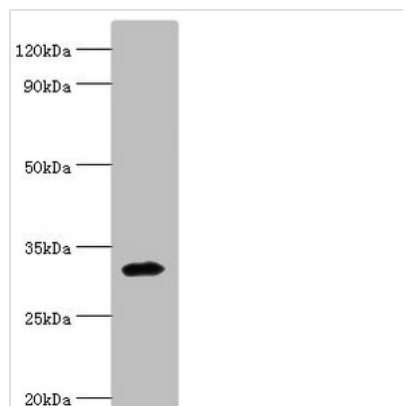




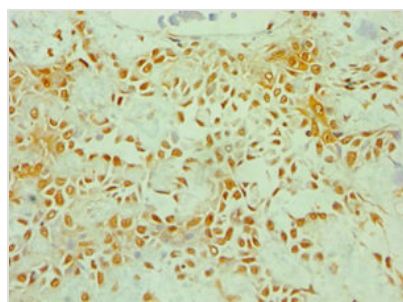
# ZNF346 Antibody

<b>Product Code</b>	CSB-PA026691ESR2HU
<b>Storage</b>	Upon receipt, store at -20°C or -80°C. Avoid repeated freeze.
<b>Uniprot No.</b>	Q9UL40
<b>Immunogen</b>	Recombinant Human Zinc finger protein 346 protein (1-294AA)
<b>Raised In</b>	Rabbit
<b>Species Reactivity</b>	Human, Mouse
<b>Tested Applications</b>	ELISA, WB, IHC, IP; Recommended dilution: WB:1:500-1:5000, IHC:1:20-1:200, IP:1:200-1:2000
<b>Form</b>	Liquid
<b>Conjugate</b>	Non-conjugated
<b>Storage Buffer</b>	PBS with 0.02% sodium azide, 50% glycerol, pH7.3.
<b>Purification Method</b>	Antigen Affinity Purified
<b>Isotype</b>	IgG
<b>Clonality</b>	Polyclonal
<b>Alias</b>	Zinc finger protein 346 (Just another zinc finger protein), ZNF346, JAZ
<b>Immunogen Species</b>	Homo sapiens (Human)
<b>Research Area</b>	Epigenetics and Nuclear Signaling
<b>Target Names</b>	ZNF346

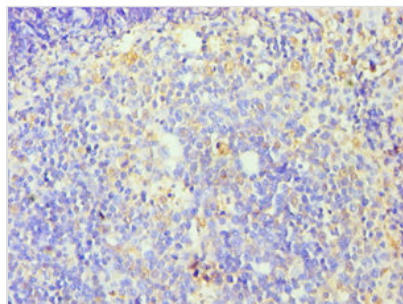
## Image



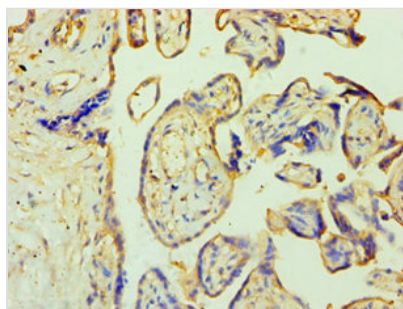
Western blot  
 All lanes: Zinc finger protein 346 antibody at 3µg/ml + Mouse brain tissue  
 Secondary  
 Goat polyclonal to rabbit IgG at 1/10000 dilution  
 Predicted band size: 33, 36, 30 kDa  
 Observed band size: 33 kDa



Immunohistochemistry of paraffin-embedded human breast cancer using CSB-PA026691ESR2HU at dilution of 1:100



Immunohistochemistry of paraffin-embedded human tonsil tissue using CSB-PA026691ESR2HU at dilution of 1:100



Immunohistochemistry of paraffin-embedded human placenta tissue using CSB-PA026691ESR2HU at dilution of 1:100