




WNT2 Antibody

Product Code	CSB-PA026133ESR1HU
Storage	Upon receipt, store at -20°C or -80°C. Avoid repeated freeze.
Uniprot No.	P09544
Immunogen	Recombinant Human Protein Wnt-2 protein (26-360AA)
Raised In	Rabbit
Species Reactivity	Human
Tested Applications	ELISA, WB, IHC; Recommended dilution: WB:1:500-1:5000, IHC:1:20-1:200
Form	Liquid
Conjugate	Non-conjugated
Storage Buffer	PBS with 0.02% sodium azide, 50% glycerol, pH7.3.
Purification Method	Antigen Affinity Purified
Isotype	IgG
Clonality	Polyclonal
Alias	Protein Wnt-2 (Int-1-like protein 1) (Int-1-related protein) (IRP), WNT2, INT1L1 IRP
Immunogen Species	Homo sapiens (Human)
Research Area	Stem Cells
Target Names	WNT2

Image



Western blot

All lanes: Protein Wnt-2 antibody at 2µg/ml

Lane 1: HepG2 whole cell lysate

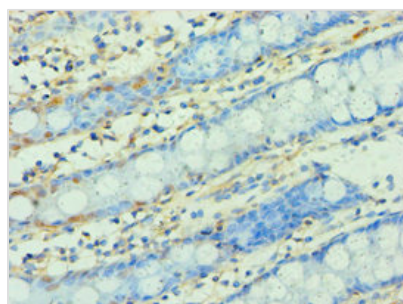
Lane 2: MCF-7 whole cell lysate

Secondary

Goat polyclonal to rabbit IgG at 1/10000 dilution

Predicted band size: 40 kDa

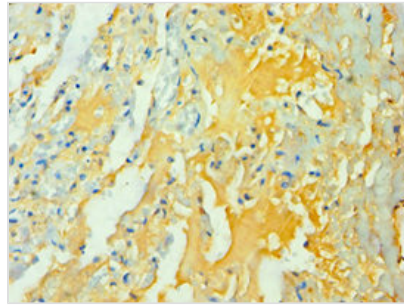
Observed band size: 40 kDa



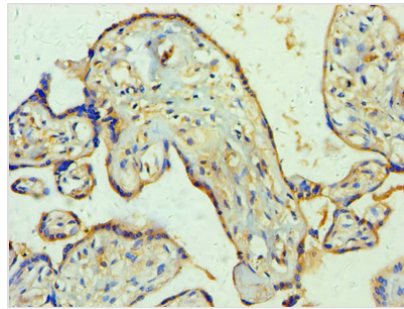
Immunohistochemistry of paraffin-embedded

human colon tissue using CSB-

PA026133ESR1HU at dilution of 1:100



Immunohistochemistry of paraffin-embedded human lung tissue using CSB-PA026133ESR1HU at dilution of 1:100



Immunohistochemistry of paraffin-embedded human placenta tissue using CSB-PA026133ESR1HU at dilution of 1:100

Usage

For Research Use Only. Not for use in diagnostic or therapeutic procedures.