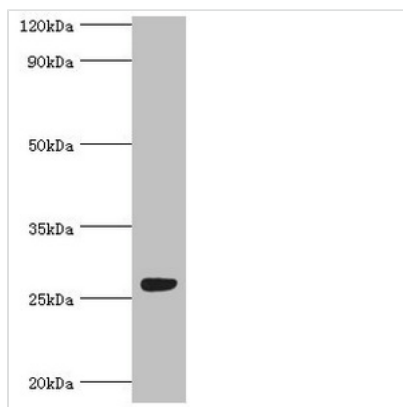




FGFBP1 Antibody

Product Code	CSB-PA623920ESR2HU
Storage	Upon receipt, store at -20°C or -80°C. Avoid repeated freeze.
Uniprot No.	Q14512
Immunogen	Recombinant Human Fibroblast growth factor-binding protein 1protein (24-234AA)
Raised In	Rabbit
Species Reactivity	Human, Mouse
Tested Applications	ELISA, WB, IHC; Recommended dilution: WB:1:200-1:1000, IHC:1:20-1:200
Form	Liquid
Conjugate	Non-conjugated
Storage Buffer	PBS with 0.02% sodium azide, 50% glycerol, pH7.3.
Purification Method	Antigen Affinity Purified
Isotype	IgG
Clonality	Polyclonal
Alias	Fibroblast growth factor-binding protein 1 (FGF-BP) (FGF-BP1) (FGF-binding protein 1) (FGFBP-1) (17 kDa heparin-binding growth factor-binding protein) (17 kDa HBGF-binding protein) (HBp17), FGFBP1, FGFBP HBP17
Immunogen Species	Homo sapiens (Human)
Research Area	Cardiovascular
Target Names	FGFBP1

Image



Western blot

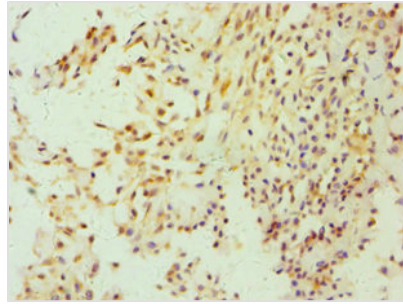
All lanes: Fibroblast growth factor-binding protein 1 antibody at 5µg/ml + Mouse skeletal muscle tissue

Secondary

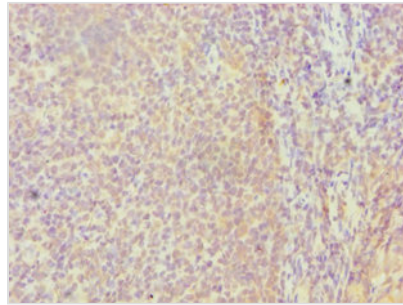
Goat polyclonal to rabbit IgG at 1/10000 dilution

Predicted band size: 26 kDa

Observed band size: 26 kDa



Immunohistochemistry of paraffin-embedded human breast cancer using CSB-PA623920ESR2HU at dilution of 1:100



Immunohistochemistry of paraffin-embedded human tonsil tissue using CSB-PA623920ESR2HU at dilution of 1:100

Usage

For Research Use Only. Not for use in diagnostic or therapeutic procedures.