




SOCS2 Antibody

Product Code	CSB-PA022389ESR2HU
Storage	Upon receipt, store at -20°C or -80°C. Avoid repeated freeze.
Uniprot No.	O14508
Immunogen	Recombinant Human Suppressor of cytokine signaling 2 protein (1-198AA)
Raised In	Rabbit
Species Reactivity	Human
Tested Applications	ELISA, WB, IHC; Recommended dilution: WB:1:200-1:1000, IHC:1:20-1:200
Form	Liquid
Conjugate	Non-conjugated
Storage Buffer	PBS with 0.02% sodium azide, 50% glycerol, pH7.3.
Purification Method	Antigen Affinity Purified
Isotype	IgG
Clonality	Polyclonal
Alias	Suppressor of cytokine signaling 2 (SOCS-2) (Cytokine-inducible SH2 protein 2) (CIS-2) (STAT-induced STAT inhibitor 2) (SSI-2), SOCS2, CIS2 SSI2 STATI2
Immunogen Species	Homo sapiens (Human)
Research Area	Immunology
Target Names	SOCS2

Image



Western blot

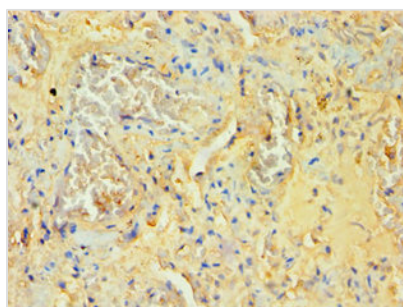
All lanes: Suppressor of cytokine signaling 2 antibody at 2µg/ml + HepG2 whole cell lysate

Secondary

Goat polyclonal to rabbit IgG at 1/10000 dilution

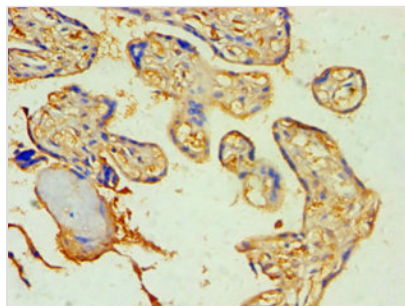
Predicted band size: 22 kDa

Observed band size: 22 kDa



Immunohistochemistry of paraffin-embedded human lung tissue using CSB-

PA022389ESR2HU at dilution of 1:100



Immunohistochemistry of paraffin-embedded human placenta tissue using CSB-PA022389ESR2HU at dilution of 1:100

Usage

For Research Use Only. Not for use in diagnostic or therapeutic procedures.