




HARS Antibody

Product Code	CSB-PA010137ESR2HU
Storage	Upon receipt, store at -20°C or -80°C. Avoid repeated freeze.
Uniprot No.	P12081
Immunogen	Recombinant Human Histidine--tRNA ligase, cytoplasmic protein (1-180AA)
Raised In	Rabbit
Species Reactivity	Human
Tested Applications	ELISA, WB, IHC, IP; Recommended dilution: WB:1:1000-1:5000, IHC:1:20-1:200, IP:1:200-1:2000
Form	Liquid
Conjugate	Non-conjugated
Storage Buffer	PBS with 0.02% sodium azide, 50% glycerol, pH7.3.
Purification Method	Antigen Affinity Purified
Isotype	IgG
Clonality	Polyclonal
Alias	Histidine--tRNA ligase, cytoplasmic (EC 6.1.1.21) (Histidyl-tRNA synthetase) (HisRS), HARS, HRS
Immunogen Species	Homo sapiens (Human)
Research Area	Immunology
Target Names	HARS

Image



Western blot

All lanes: HARS antibody at 6µg/ml

Lane 1: HeLa whole cell lysate

Lane 2: K562 whole cell lysate

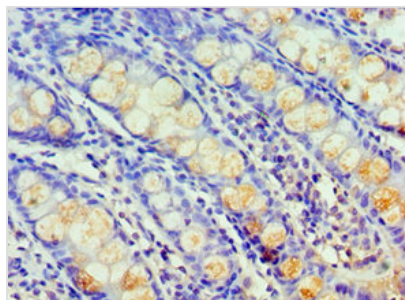
Lane 3: 293T whole cell lysate

Secondary

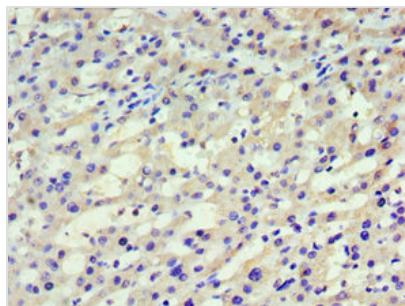
Goat polyclonal to rabbit IgG at 1/10000 dilution

Predicted band size: 58, 53, 51, 55 kDa

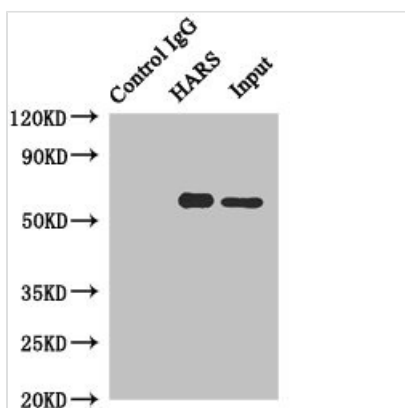
Observed band size: 58 kDa



Immunohistochemistry of paraffin-embedded human colon tissue using CSB-PA010137ESR2HU at dilution of 1:100



Immunohistochemistry of paraffin-embedded human liver cancer using CSB-PA010137ESR2HU at dilution of 1:100



Immunoprecipitating HARS in HeLa whole cell lysate

Lane 1: Rabbit control IgG instead of (1 μ g) instead of CSB-PA010137ESR2HU in HeLa whole cell lysate. For western blotting, a HRP-conjugated anti-rabbit IgG, specific to the non-reduced form of IgG was used as the Secondary antibody (1/50000)

Lane 2: CSB-PA010137ESR2HU (4 μ g) + HeLa whole cell lysate (500 μ g)

Lane 3: HeLa whole cell lysate (20 μ g)

Usage

For Research Use Only. Not for use in diagnostic or therapeutic procedures.