




PPIB Antibody

Product Code	CSB-PA018472ESR1HU
Storage	Upon receipt, store at -20°C or -80°C. Avoid repeated freeze.
Uniprot No.	P23284
Immunogen	Recombinant Human Peptidyl-prolyl cis-trans isomerase B protein (34-216AA)
Raised In	Rabbit
Species Reactivity	Human, Mouse
Tested Applications	ELISA, WB, IHC; Recommended dilution: WB:1:500-1:5000, IHC:1:20-1:200
Form	Liquid
Conjugate	Non-conjugated
Storage Buffer	PBS with 0.02% sodium azide, 50% glycerol, pH7.3.
Purification Method	Antigen Affinity Purified
Isotype	IgG
Clonality	Polyclonal
Alias	Peptidyl-prolyl cis-trans isomerase B (PPIase B) (EC 5.2.1.8) (CYP-S1) (Cyclophilin B) (Rotamase B) (S-cyclophilin) (SCYLP), PPIB, CYPB
Immunogen Species	Homo sapiens (Human)
Research Area	Immunology
Target Names	PPIB

Image



Western blot

All lanes: PPIB antibody at 9µg/ml

Lane 1: NIH/3T3 whole cell lysate

Lane 2: HeLa whole cell lysate

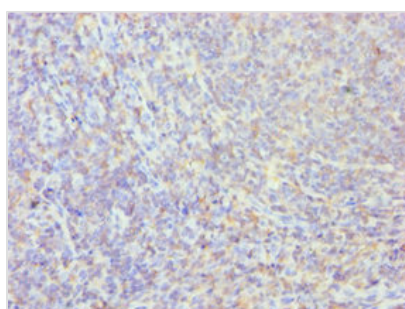
Lane 3: HepG2 whole cell lysate

Secondary

Goat polyclonal to rabbit IgG at 1/10000 dilution

Predicted band size: 24 kDa

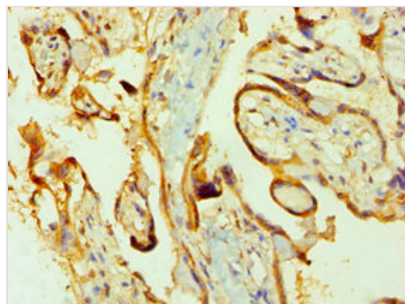
Observed band size: 24 kDa



Immunohistochemistry of paraffin-embedded

human tonsil tissue using CSB-

PA018472ESR1HU at dilution of 1:100



Immunohistochemistry of paraffin-embedded human placenta tissue using CSB-PA018472ESR1HU at dilution of 1:100

Usage

For Research Use Only. Not for use in diagnostic or therapeutic procedures.