




FLOT2 Antibody

Product Code	CSB-PA619868ESR1HU
Storage	Upon receipt, store at -20°C or -80°C. Avoid repeated freeze.
Uniprot No.	Q14254
Immunogen	Recombinant Human Flotillin-2 protein (239-428AA)
Raised In	Rabbit
Species Reactivity	Human, Rat
Tested Applications	ELISA, WB, IHC; Recommended dilution: WB:1:500-1:2000, IHC:1:20-1:200
Form	Liquid
Conjugate	Non-conjugated
Storage Buffer	PBS with 0.02% sodium azide, 50% glycerol, pH7.3.
Purification Method	Antigen Affinity Purified
Isotype	IgG
Clonality	Polyclonal
Alias	Flotillin-2 (Epidermal surface antigen) (ESA) (Membrane component chromosome 17 surface marker 1), FLOT2, ESA1 M17S1
Immunogen Species	Homo sapiens (Human)
Research Area	Neuroscience
Target Names	FLOT2

Image



Western blot

All lanes: Flotillin-2 antibody at 4µg/ml

Lane 1: A549 whole cell lysate

Lane 2: Hela whole cell lysate

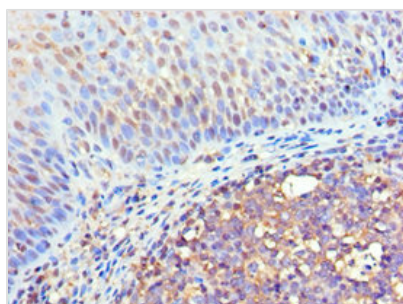
Lane 3: Rat brain tissue

Secondary

Goat polyclonal to rabbit IgG at 1/10000 dilution

Predicted band size: 47 kDa

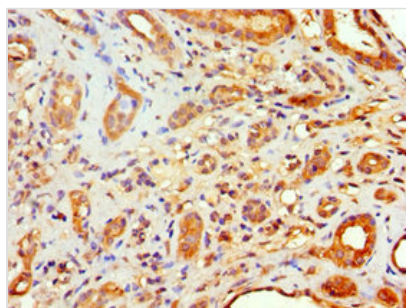
Observed band size: 47 kDa



Immunohistochemistry of paraffin-embedded

human tonsil tissue using CSB-

PA619868ESR1HU at dilution of 1:100



Immunohistochemistry of paraffin-embedded human kidney tissue using CSB-PA619868ESR1HU at dilution of 1:100

Usage

For Research Use Only. Not for use in diagnostic or therapeutic procedures.