




TRIM27 Antibody

Product Code	CSB-PA024464ESR2HU
Storage	Upon receipt, store at -20°C or -80°C. Avoid repeated freeze.
Uniprot No.	P14373
Immunogen	Recombinant Human Zinc finger protein RFP protein (214-513AA)
Raised In	Rabbit
Species Reactivity	Human
Tested Applications	ELISA, WB, IHC; Recommended dilution: WB:1:500-1:2000, IHC:1:20-1:200
Form	Liquid
Conjugate	Non-conjugated
Storage Buffer	PBS with 0.02% sodium azide, 50% glycerol, pH7.3.
Purification Method	Antigen Affinity Purified
Isotype	IgG
Clonality	Polyclonal
Alias	Zinc finger protein RFP (EC 2.3.2.27) (RING finger protein 76) (RING-type E3 ubiquitin transferase TRIM27) (Ret finger protein) (Tripartite motif-containing protein 27), TRIM27, RFP RNF76
Immunogen Species	Homo sapiens (Human)
Research Area	Epigenetics and Nuclear Signaling
Target Names	TRIM27

Image



Western blot

All lanes: TRIM27 antibody at 4µg/ml

Lane 1: Jurkat whole cell lysate

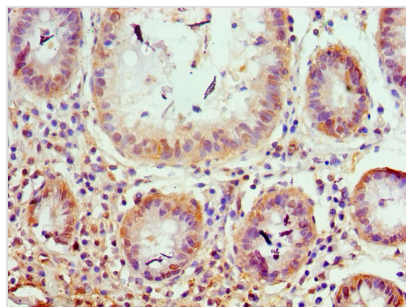
Lane 2: HepG2 whole cell lysate

Secondary

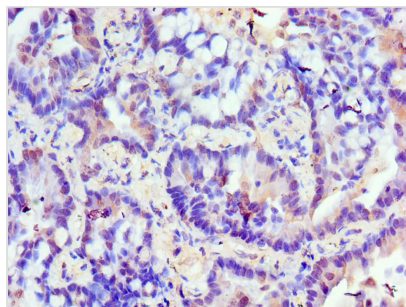
Goat polyclonal to rabbit IgG at 1/10000 dilution

Predicted band size: 59, 42 kDa

Observed band size: 59 kDa



Immunohistochemistry of paraffin-embedded human colon cancer using CSB-PA024464ESR2HU at dilution of 1:100



Immunohistochemistry of paraffin-embedded human lung cancer using CSB-PA024464ESR2HU at dilution of 1:100

Usage

For Research Use Only. Not for use in diagnostic or therapeutic procedures.