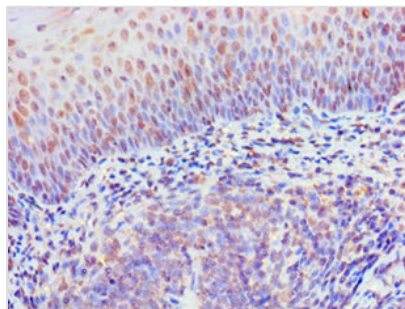




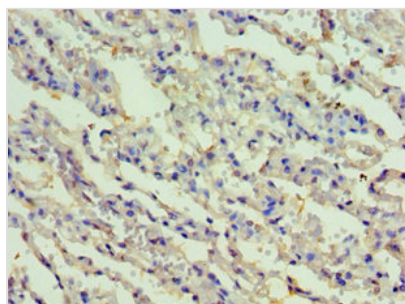
# RIPK3 Antibody

<b>Product Code</b>	CSB-PA897497ESR1HU
<b>Storage</b>	Upon receipt, store at -20°C or -80°C. Avoid repeated freeze.
<b>Uniprot No.</b>	Q9Y572
<b>Immunogen</b>	Recombinant Human Receptor-interacting serine/threonine-protein kinase 3 protein (1-120AA)
<b>Raised In</b>	Rabbit
<b>Species Reactivity</b>	Human
<b>Tested Applications</b>	ELISA, IHC; Recommended dilution: IHC:1:20-1:200
<b>Form</b>	Liquid
<b>Conjugate</b>	Non-conjugated
<b>Storage Buffer</b>	PBS with 0.02% sodium azide, 50% glycerol, pH7.3.
<b>Purification Method</b>	Antigen Affinity Purified
<b>Isotype</b>	IgG
<b>Clonality</b>	Polyclonal
<b>Alias</b>	Receptor-interacting serine/threonine-protein kinase 3 (EC 2.7.11.1) (RIP-like protein kinase 3) (Receptor-interacting protein 3) (RIP-3), RIPK3, RIP3
<b>Immunogen Species</b>	Homo sapiens (Human)
<b>Research Area</b>	Cell Biology
<b>Target Names</b>	RIPK3

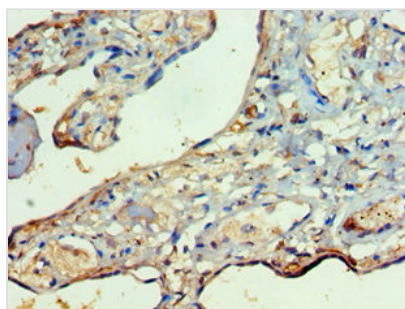
## Image



Immunohistochemistry of paraffin-embedded human tonsil tissue using CSB-PA897497ESR1HU at dilution of 1:100



Immunohistochemistry of paraffin-embedded human lung tissue using CSB-PA897497ESR1HU at dilution of 1:100



Immunohistochemistry of paraffin-embedded human placenta tissue using CSB-PA897497ESR1HU at dilution of 1:100