




PDLIM1 Antibody

Product Code	CSB-PA017731ESR1HU
Storage	Upon receipt, store at -20°C or -80°C. Avoid repeated freeze.
Uniprot No.	O00151
Immunogen	Recombinant Human PDZ and LIM domain protein 1 protein (1-329AA)
Raised In	Rabbit
Species Reactivity	Human
Tested Applications	ELISA, WB, IHC, IP; Recommended dilution: WB:1:1000-1:5000, IHC:1:20-1:200, IP:1:200-1:2000
Form	Liquid
Conjugate	Non-conjugated
Storage Buffer	PBS with 0.02% sodium azide, 50% glycerol, pH7.3.
Purification Method	Antigen Affinity Purified
Isotype	IgG
Clonality	Polyclonal
Alias	PDZ and LIM domain protein 1 (C-terminal LIM domain protein 1) (Elfin) (LIM domain protein CLP-36), PDLIM1, CLIM1 CLP36
Immunogen Species	Homo sapiens (Human)
Research Area	Epigenetics and Nuclear Signaling
Target Names	PDLIM1

Image



Western blot

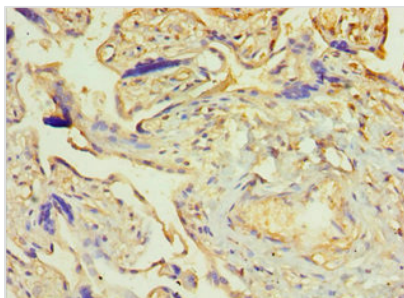
All lanes: PDZ and LIM domain protein 1 antibody at 2µg/ml + HepG2 whole cell lysate

Secondary

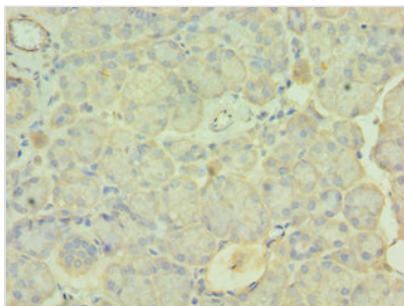
Goat polyclonal to rabbit IgG at 1/10000 dilution

Predicted band size: 36 kDa

Observed band size: 36 kDa



Immunohistochemistry of paraffin-embedded human placenta tissue using CSB-PA017731ESR1HU at dilution of 1:100



Immunohistochemistry of paraffin-embedded human pancreatic tissue using CSB-PA017731ESR1HU at dilution of 1:100

Usage

For Research Use Only. Not for use in diagnostic or therapeutic procedures.