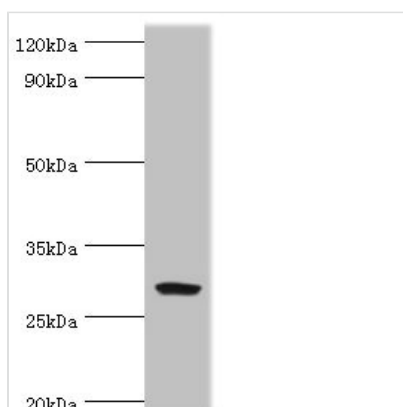




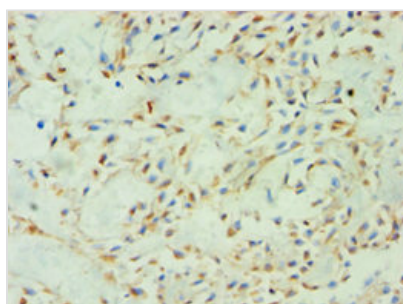
SPIN2B Antibody

Product Code	CSB-PA859828ESR2HU
Storage	Upon receipt, store at -20°C or -80°C. Avoid repeated freeze.
Uniprot No.	Q9BPZ2
Immunogen	Recombinant Human Spindlin-2B protein (1-258AA)
Raised In	Rabbit
Species Reactivity	Human, Mouse
Tested Applications	ELISA, WB, IHC; Recommended dilution: WB:1:200-1:1000, IHC:1:20-1:200
Form	Liquid
Conjugate	Non-conjugated
Storage Buffer	PBS with 0.02% sodium azide, 50% glycerol, pH7.3.
Purification Method	Antigen Affinity Purified
Isotype	IgG
Clonality	Polyclonal
Alias	Spindlin-2B (Spindlin-like protein 2B) (SPIN-2) (SPIN-2B), SPIN2B, SPIN2
Immunogen Species	Homo sapiens (Human)
Research Area	Cell Biology
Target Names	SPIN2B

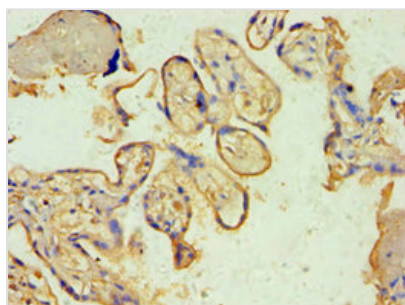
Image



Western blot
 All lanes: Spindlin-2B antibody at 4µg/ml +
 Mouse gastric tissue
 Secondary
 Goat polyclonal to rabbit IgG at 1/10000 dilution
 Predicted band size: 29 kDa
 Observed band size: 29 kDa



Immunohistochemistry of paraffin-embedded
 human breast cancer using CSB-
 PA859828ESR2HU at dilution of 1:100



Immunohistochemistry of paraffin-embedded human placenta tissue using CSB-PA859828ESR2HU at dilution of 1:100

Usage

For Research Use Only. Not for use in diagnostic or therapeutic procedures.