




SMYD4 Antibody

Product Code	CSB-PA815584ESR1HU
Storage	Upon receipt, store at -20°C or -80°C. Avoid repeated freeze.
Uniprot No.	Q8IYR2
Immunogen	Recombinant Human SET and MYND domain-containing protein 4 protein (1-260AA)
Raised In	Rabbit
Species Reactivity	Human
Tested Applications	ELISA, WB, IHC; Recommended dilution: WB:1:500-1:2000, IHC:1:20-1:200
Form	Liquid
Conjugate	Non-conjugated
Storage Buffer	PBS with 0.02% sodium azide, 50% glycerol, pH7.3.
Purification Method	Antigen Affinity Purified
Isotype	IgG
Clonality	Polyclonal
Alias	SET and MYND domain-containing protein 4 (EC 2.1.1.-), SMYD4, KIAA1936
Immunogen Species	Homo sapiens (Human)
Research Area	Cancer
Target Names	SMYD4

Image



Western blot

All lanes: SET and MYND domain-containing protein 4 antibody at 4µg/ml

Lane 1: HepG2 whole cell lysate

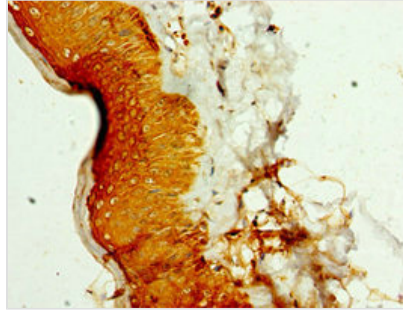
Lane 2: Hela whole cell lysate

Secondary

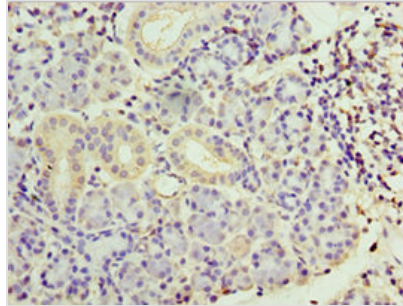
Goat polyclonal to rabbit IgG at 1/10000 dilution

Predicted band size: 89 kDa

Observed band size: 89 kDa



Immunohistochemistry of paraffin-embedded human skin tissue using CSB-PA815584ESR1HU at dilution of 1:100



Immunohistochemistry of paraffin-embedded human pancreatic tissue using CSB-PA815584ESR1HU at dilution of 1:100

Usage

For Research Use Only. Not for use in diagnostic or therapeutic procedures.